



Consultation Report

**Derbyshire and Derby City Joint Municipal
Waste Management Strategy Review**

2013-2026

 **recycle**
for Derby
and Derbyshire

Autumn 2014

Contents

1.	Summary and Key Findings	1
2.	Introduction	7
3.	Purpose of the Consultation	7
4.	Method	8
5.	Who Took Part	12
6.	Vision and Objectives	18
7.	Recycling and Composting Target	20
8.	Ways to Prevent Waste	21
9.	Ways to Recycle and Compost Waste	32
10.	What Would Help You to Recycle and Compost More?	43
11.	Ways to Reuse Waste	47
12.	Local Councils' Draft Waste Action Plans	57
13.	Receiving Information about Waste Prevention, Reuse, Recycling and Composting in the Future	61
14.	Responses from Other Stakeholders	63
15.	Conclusion	65

Appendices

Appendix 1 – Derbyshire Questionnaire Booklet

Appendix 2 – Derby Questionnaire Booklet

Appendix 3 – Location of Strategy Consultation Events

1. Summary and Key Findings

1.1 Introduction

- 1.1.1 The current Waste Management Strategy 'Looking after Derbyshire's Waste', written in 2006, set a vision for sustainable waste management for Derbyshire and Derby City for 20 years. The Strategy was subject to a five yearly review to ensure that it remained up to date and in line with waste policy and legislation. A review and revision of the Strategy has been undertaken.
- 1.1.2 This report sets out the approach taken to a public consultation completed on the revised Strategy 'Dealing with Derby and Derbyshire's Waste' and provides a full breakdown of the feedback received. Recommendations are proposed and resulting actions are noted to reflect the work which has been on-going since the consultation took place.
- 1.1.3 The 'Dealing with Derby and Derbyshire's Waste' public consultation was open for 13 weeks from 15 November 2013 to 14 February 2014.
- 1.1.4 The consultation was open to all with a potential interest in the future of waste management in Derbyshire and Derby City including; residents, stakeholders and other statutory consultees.

1.2 Response

- 1.2.1 In total 1,636 completed questionnaires were received, 1,288 were completed on online and 348 on paper.
- 1.2.2 95% of responses were received from residents.
- 1.2.3 Responses were received from across Derby and Derbyshire.
- 1.2.4 58% of respondents were female 42% male.
- 1.2.5 Most responses were received from those aged between 40-64 years.
- 1.2.6 91% of respondents did not class themselves as having a disability.
- 1.2.7 96% of respondents were White with 4% being from Black, Minority Ethnic communities.

1.3 Waste Strategy Vision and Objectives

- 1.3.1 There was considerable support for the vision and objectives of the Strategy. 94% of respondents either strongly agreed or agreed with the proposed vision and objectives, 4% neither agreed nor disagreed and 2% disagreed or strongly disagreed.

- 1.3.2 240 respondents made a comment on the vision and objectives of the Strategy. Of these, 26% of the respondents were supportive of the vision and objectives, 24% made reference to importance of public understanding, engagement and education, 13% stated that the recycling and composting target was too low. 8% of respondents mentioned that recycling was the best way and that all people should be doing it.
- 1.3.3 Recommendation - The vision and objectives of the Strategy document remain as proposed and where technical language is used an explanation to be provided.
- 1.3.4 Resulting Action - The vision and objectives of the Strategy have remained unaltered. The terminology used in the document has been reviewed to ensure that it is easy to understand. Explanations have been added to the text or glossary for any technical terms or language.

1.4 Recycling and Composting Target

- 1.4.1 There was considerable support for the recycling and composting target of 55% or greater by 2020. 89% of respondents either strongly agreed or agreed with the proposed target, 6% neither agreed nor disagreed and 4.6% disagreed or strongly disagreed.
- 1.4.2 Recommendation - The recycling and composting target in the Strategy remains as proposed at 55% or greater by 2020.
- 1.4.3 Resulting Action - The recycling and composting target has remained unaltered.

1.5 Ways to Prevent Waste

- 1.5.1 The Strategy identified nine activities which could be developed by the councils in Derbyshire to help prevent waste. Respondents were requested to select three activities that they thought were the most important for the councils to do.
- 1.5.2 The top activities selected by respondents were:
- Encourage households to help the environment by buying items with less packaging, using reusable bags and buying refill packs and recycled products (52%).
 - Encourage people to waste less food by planning meals, only buying and cooking what's needed, storing food properly and using up leftovers (47%).
 - Make sure that councils minimise waste being produced within their own organisations (45%).

- Run more promotional campaigns to schools and householders to encourage everyone to minimise waste (41%).

1.5.3 Recommendation - The Waste Action Plans be reviewed and modified where necessary to ensure that they prioritise the most frequently selected activities to help prevent waste.

1.5.4 Resulting Action - The Waste Action Plans have been reviewed and amended to ensure that they incorporate the top activities selected.

1.6 Ways to Reuse Waste

1.6.1 The Strategy identified seven activities which could be developed by the councils in Derbyshire to help reuse waste. Respondents were requested to select three activities that they thought were the most important for the councils to do.

1.6.2 The top activities selected by respondents were:

- Work with charities to encourage people to donate more unwanted items rather than throwing them away (66%).
- Provide reuse points at recycling centres for items such as electrical items and furniture (57%).
- Promote websites where people can find a new home for items they no longer want (54%).
- Increase the reuse of furniture and large items collected by councils (53%).

1.6.3 Recommendation - The Waste Action Plans be reviewed and modified where necessary to ensure that they prioritise the most frequently selected activities to help waste to be reused.

1.6.4 Resulting Action - The Waste Action Plans have been reviewed and amended to ensure that they incorporate the top activities selected.

1.7 Ways to Recycle and Compost Waste

1.7.1 The Strategy identified ten activities which could be developed by the councils in Derbyshire to help recycle and compost waste. Respondents were requested to select three activities that they thought were the most important for the councils to do.

1.7.2 The overall top activities selected by respondents were:

- Recycle more waste collected by the councils from businesses (46%).
- Collect a greater range of materials for recycling & composting from households and at recycling centres (46%).

- Develop incentive or reward schemes for householders to encourage recycling (45%).
- 1.7.3 Recommendation - The Waste Action Plans be reviewed and modified, where necessary, to ensure that they prioritise the most frequently selected activities to help waste to be recycled and composted.
- 1.7.4 Resulting Action - The Waste Action Plans have been reviewed and amended to ensure that they incorporate the top activities selected.

1.8 What would help you recycle and compost more?

- 1.8.1 Respondents were asked what would help them to recycle and compost more. The most popular options selected were:
- More information about what and how to recycle and compost (50%).
 - More material for recycling and composting being collected at the kerbside (44%).
- 1.8.2 Respondents were requested to specify any additional materials they would like to see recycled at the kerbside. The most commonly requested materials were electrical items (13%), food waste (13%), and beverage cartons (Tetrapaks) (12%).
- 1.8.3 Recommendation - The Waste Action Plans be reviewed and amended, where necessary, to ensure that these issues are documented and pursued.
- 1.8.4 Resulting Action - The Waste Action Plans have been reviewed and amended accordingly with all councils including an annual review of materials collected for recycling and composting from the kerbside.

1.9 Do you have other suggestions which would help you recycle or compost more?

- 1.9.1 Respondents were asked for any suggestions which would help them to recycle or compost more. The most popular options selected were:
- More information on what can and can't be recycled in kerbside schemes (13%).
 - Packaging to be reduced by suppliers and retailers (9%).
 - Provide free or discounted home compost bins (8%).
 - Provide free green waste collections (including food waste) (7%).
 - Provide more information specifically on what plastics can be recycled (7%).

- 1.9.2 Recommendation - The suggestions be reviewed to see if any could be implemented or considered for the future.
- 1.9.3 Resulting Action - The suggestions have been reviewed by the councils. A number of the suggestions are already taking place. For future communications work on kerbside recycling and composting schemes the inclusion of information on what can't be included and more information on what plastics are accepted will be considered and implemented where appropriate.

1.10 Local Council's Waste Action Plans

- 1.10.1 Respondents were asked how strongly they agreed or disagreed with their local council's Waste Action Plan. Overall, 69% of respondents who answered this question strongly agreed or agreed, 27% of respondents neither agreed nor disagreed and 4% disagreed or strongly disagreed.
- 1.10.2 Respondents were given the opportunity to comment on their local council Waste Action Plans. A total of 292 respondents made a comment. The comments made were wide ranging and often echoed comments made previously in the survey or to other questions. 11% of the 292 respondents made a positive comment. 8% commented that the recycling and composting targets and plans could have been more ambitious. 7% commented that a short summary of key points in the waste actions plans would have been useful.
- 1.10.3 Recommendation - The comments received will be reviewed and considered by the relevant councils.
- 1.10.4 Resulting Action - The suggestions have been reviewed by the councils and the Waste Action Plans modified where necessary. Targets and progress made will be reviewed annually and will take account of changes in contract arrangements and recycling and composting services provided.

1.11 How would you prefer to receive information on waste prevention, reuse, recycling and composting?

- 1.11.1 Respondents were asked how they would prefer to receive information on waste prevention, reuse, and recycling and composting. The most preferred method selected was through leaflets (43%) and council websites (44%). The most frequently specified other methods were email and information stickers on wheelie bins.
- 1.11.2 Recommendation - The most frequently selected methods of communication and suggestions made will be reviewed.

1.11.3 Resulting Action - The councils are using most of the methods of communication identified already. For future communications work the most frequently chosen options will be considered and implemented where appropriate.

2. Introduction

- 2.1 The current Waste Management Strategy 'Looking after Derbyshire's Waste', written in 2006, set a vision for sustainable waste management for Derbyshire and Derby City for 20 years. The Strategy was subject to a five yearly review to ensure that it remained up to date and in line with waste policy and legislation. A review and revision of the Strategy has been undertaken.
- 2.2 The draft Derbyshire and Derby City Joint Municipal Waste Management Strategy, 'Dealing with Derbyshire's Waste' (the Waste Strategy) sets out an approach to managing municipal waste sustainably for the communities of Derbyshire and Derby City. It includes priorities for action over the next 5 years and provides a framework for how the 10 partner authorities in Derbyshire will work to:
- reduce the amount of waste that we will produce;
 - reuse, recycle and compost as much material as possible;
 - find the most sustainable solutions to deal with any waste produced.
- 2.3 Stakeholders have been consulted to ensure that their views are considered as the Strategy documents have been drafted and are finalised.
- 2.4 This report sets out the approach taken to a public consultation completed on the revised Strategy 'Dealing with Derby and Derbyshire's Waste' and provides a full breakdown of the feedback received.
- 2.5 At the end of each section within this report a recommendation has been made and a resulting action or finding documented which reflects the on-going work which has been undertaken since the consultation took place.

3. Purpose of the Consultation

- 3.1 Following a review of national and local strategy and policy, and through a series of workshops held with local authority officers, elected members and stakeholders during 2012/13 drafts of the following documents were developed:
- Derbyshire and Derby City Joint Municipal Waste Management Strategy;
 - Waste Action Plans for each of the ten councils within Derbyshire and Derby City (waste collection and disposal authorities).

3.2 The 'Dealing with Derby and Derbyshire's Waste' public consultation was then undertaken to:

- provide stakeholders with information to explain our vision and objectives for managing waste in the future, along with the different options available to achieve this and the rationale behind them;
- engage with stakeholders and gather views on the draft Waste Strategy and Waste Action Plans and the proposals within them;
- explore the suitability of potential waste management options with service users and seek other solutions and ideas concerning the way the councils provide waste and recycling services;
- provide decision makers with information to assist them in making informed decisions about waste and recycling services;
- enable the draft Waste Strategy and ten individual Waste Action Plans for each council to be modified, finalised and adopted by the ten partner authorities.

4. Method

4.1 Workshops with local authority waste officers, elected members and other stakeholders took place during 2012/13 to initially help shape the draft Waste Strategy and draft Waste Action Plan documents.

4.2 The 'Dealing with Derby and Derbyshire's Waste' public consultation was open for 13 weeks from 15 November 2013 to 14 February 2014.

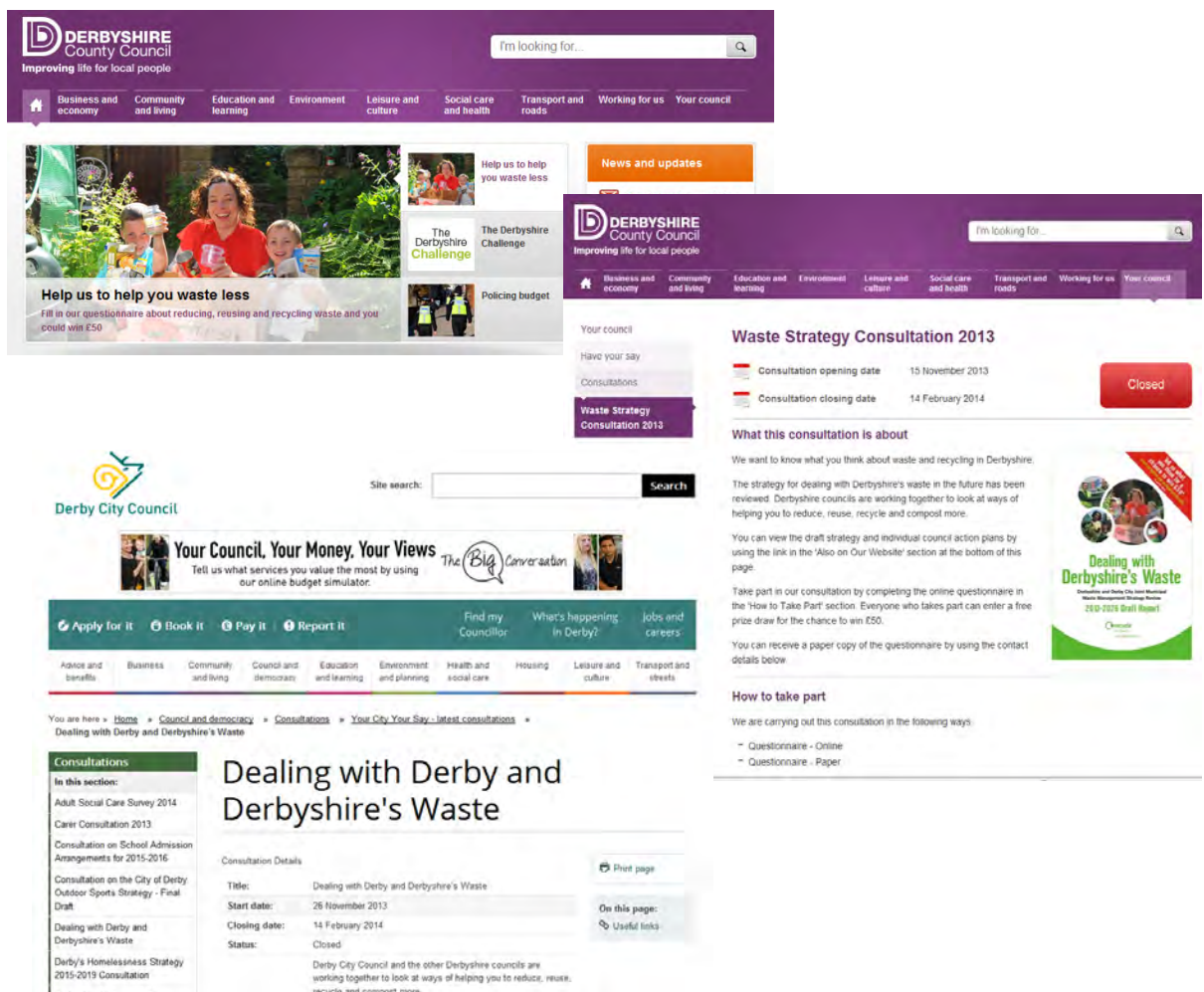
4.3 The consultation was open to all with a potential interest in the future of waste management in Derbyshire and Derby City including; residents, stakeholders and other statutory consultees.

4.4 The councils produced a consultation booklet which provided an introduction and context for the consultation, in addition to outlining the vision and objectives of the Waste Strategy. The booklet included a questionnaire which asked the extent to which participants agree or disagree with the vision and objectives of the Strategy and the recycling and composting target; as well as considering ways for the councils to help prevent, reuse, recycle and compost more waste. One version of the booklet was produced for Derbyshire and one for Derby City. See Appendix 1 and 2.

4.5 In addition to the consultation booklet, the full set of consultation documents were made available for participants to read and comment on, these included:

- Dealing with Derbyshire’s Waste Draft Strategy;
- Strategic Environmental Assessment Draft Environment Report;
- Draft Council Waste Action Plans for the ten councils within Derbyshire and Derby City;
- Options Appraisal Report;
- Waste Forecasting Report.

4.6 The consultation booklet, questionnaire and consultation documents were available in paper form as well as online through the Derbyshire County Council and Derby City Council websites. Full details of the consultation were available on the ‘Have Your Say’ pages of Derbyshire County Council’s website and the ‘Your City Your Say’ pages of Derby City Council’s website as below. The consultation was promoted on the relevant homepages of all councils.



- 4.7 As an incentive to encourage participation in the consultation a prize draw could be entered, giving participants within Derbyshire and Derby City each a chance to win £50.
- 4.8 During the consultation roadshow sessions were held at 20 libraries and 12 leisure centres across the county, these were attended by council staff to raise awareness of the consultation. Copies of all draft documents were available. Members of the public were given a paper questionnaire to complete or were signposted to the online questionnaire. See Appendix 3 for a full list of these sessions.
- 4.9 Paper copies of the draft Waste Strategy, draft Waste Action Plans for each of the councils, consultation booklet and questionnaire were available in all local libraries in Derby City and in the Council House Reception area. A briefing was produced for Derby Direct to ensure that all with an interest in the consultation were signposted to the most appropriate way for them to take part.
- 4.10 Members of the local Citizens' Panels were invited to take part in the consultation as detailed below.
- Members of the Derbyshire Panel with access to email were sent details of the consultation and questionnaire;
 - Invitations to take part in the consultation were sent to 137 members of the Reach Out Panel in Derby City. These were sent by e-mail to those who take part online, and on paper to the remaining panel members. Unfortunately this consultation took place during a period when the Reach Out Panel was being reviewed and as such the number of panel members available to take part was much lower than usual; details were sent to all panel members who had signed up by mid-January 2014.
- 4.11 Information was emailed and posted out to a wide range of stakeholders including:
- Statutory stakeholders: Peak District National Park Authority, Natural England, English Heritage and the Environment Agency;
 - 22 neighbouring authorities;
 - Town and parish councils;
 - Local churches and religious organisations;
 - Disability and age associated groups;
 - Local interest groups;
 - Sure Start Children's Centres;
 - Waste companies;

- Council employees, through Intouch for Derby City Council employees;
- The Minority Communities Diversity Forum, Disabled People's Diversity Forum, Gender and Sexuality Diversity Forum and members of the management committee of the 50+ Forum in Derby City.

4.12 Engagement with Black and Minority Ethnic (BME) communities was undertaken via an established BME forum within Derbyshire.

4.13 Banners were displayed at the 9 Derbyshire Household Waste Recycling Centres (HWRCs) and 3,000 paper questionnaires were handed out to customers on site.



4.14 At the Raynesway HWRC in Derby 2,000 copies of the consultation booklet and questionnaire were distributed to customers.

4.15 A press release was distributed to local newspapers.

4.16 Postings were made via the County Council Social Media on Facebook and Twitter

4.17 In some instances, the responses to the survey may not add up to 100%. There are several reasons why this might happen: the question may have allowed each respondent to give more than one answer or individual percentages are rounded to the nearest whole number so the total may come to 99% or 101%.

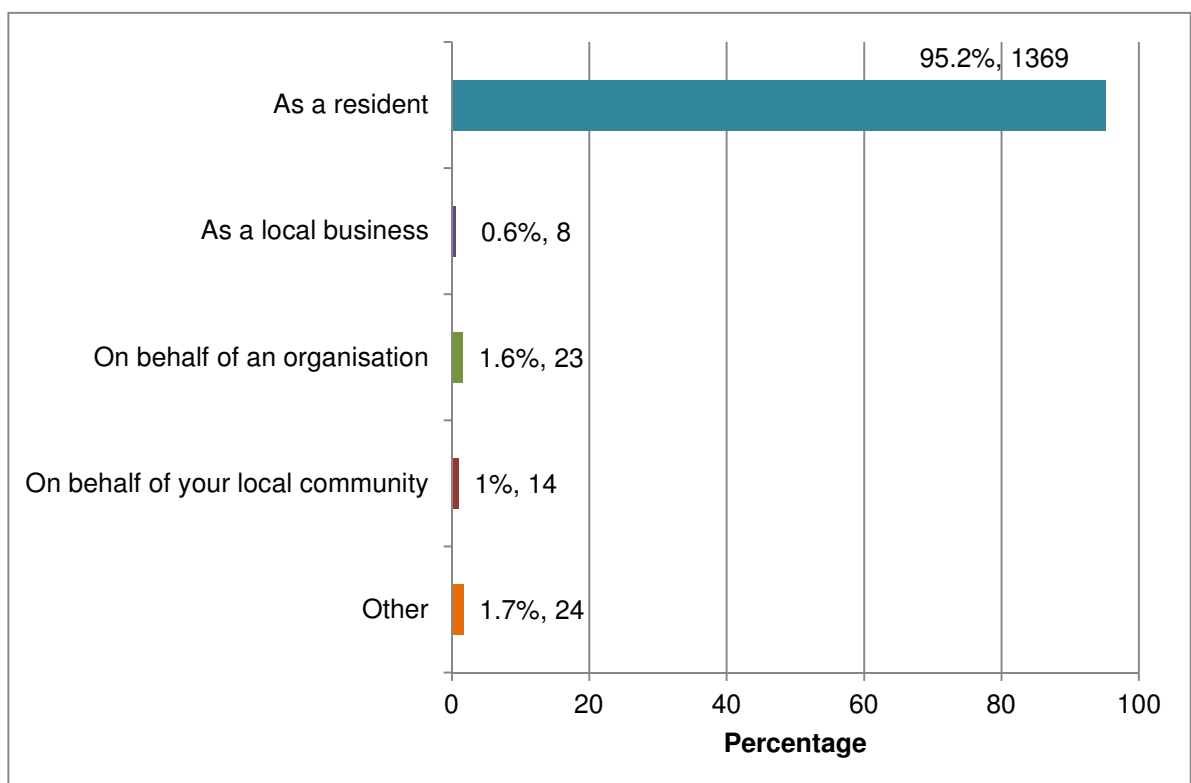
5. Who Took Part

5.1 In total 1,636 completed questionnaires and 5 responses from statutory and non statutory stakeholders were received. 1,288 questionnaires were completed online and 348 on paper. In addition to being asked for views on the Strategy respondents were also asked a series of questions about themselves to help us understand the profile of people responding to the survey. These questions were optional so the number answering each question does vary and does not correspond to the total number of responses received to the consultation.

5.2 Questionnaire Respondent Type

5.2.1 Participants were asked to specify the capacity in which they were completing the questionnaire. 1,438 participants responded to this question. Figure 1 shows that the majority of responses 95% were from residents with the remaining 5% responding on behalf of an organisation 1.6%, as a local business 0.6% and on behalf of their local community 1%. There were 24 'other' responses given which included: council employees, consultant, and a combination of the categories i.e. resident and business owner.

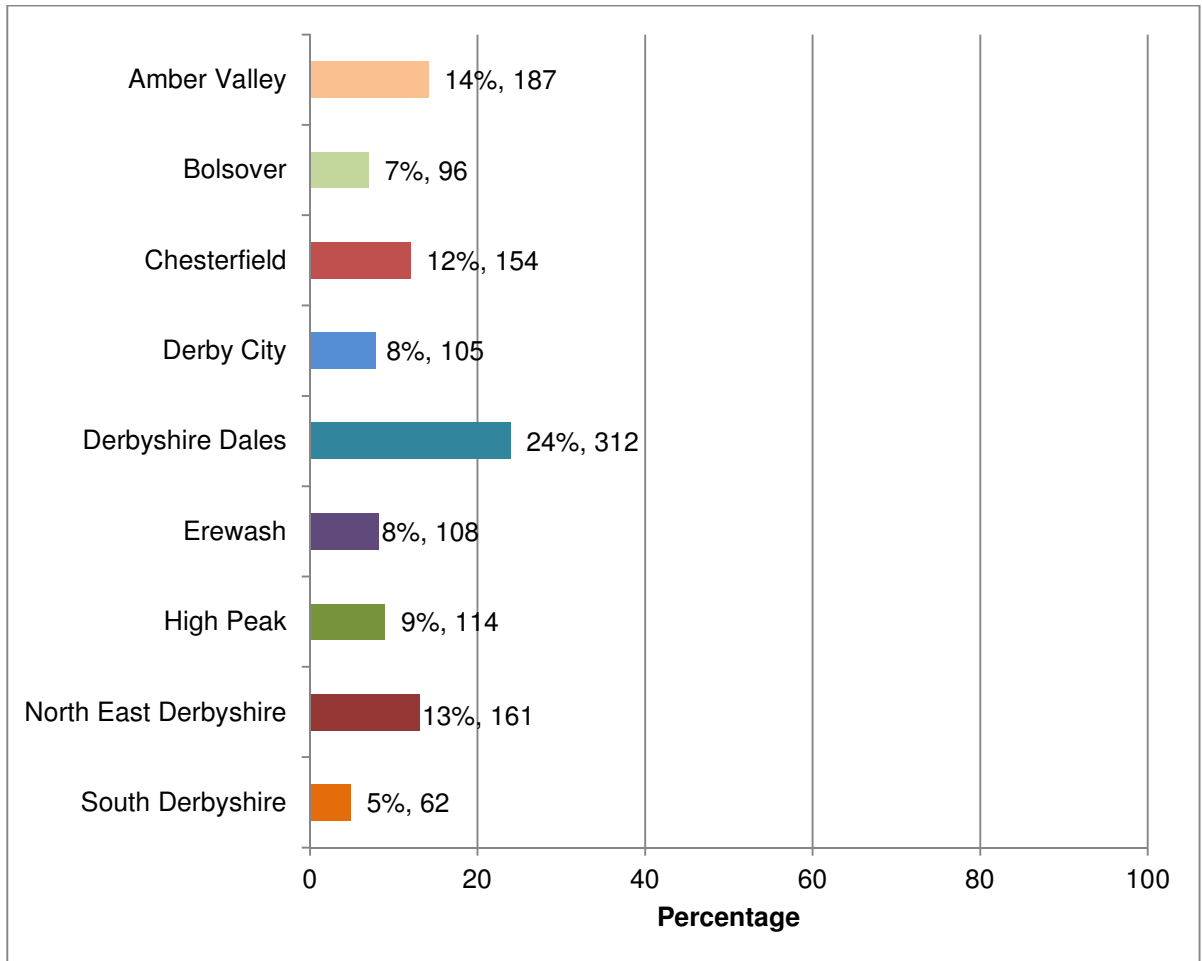
Figure 1 - Respondent Type



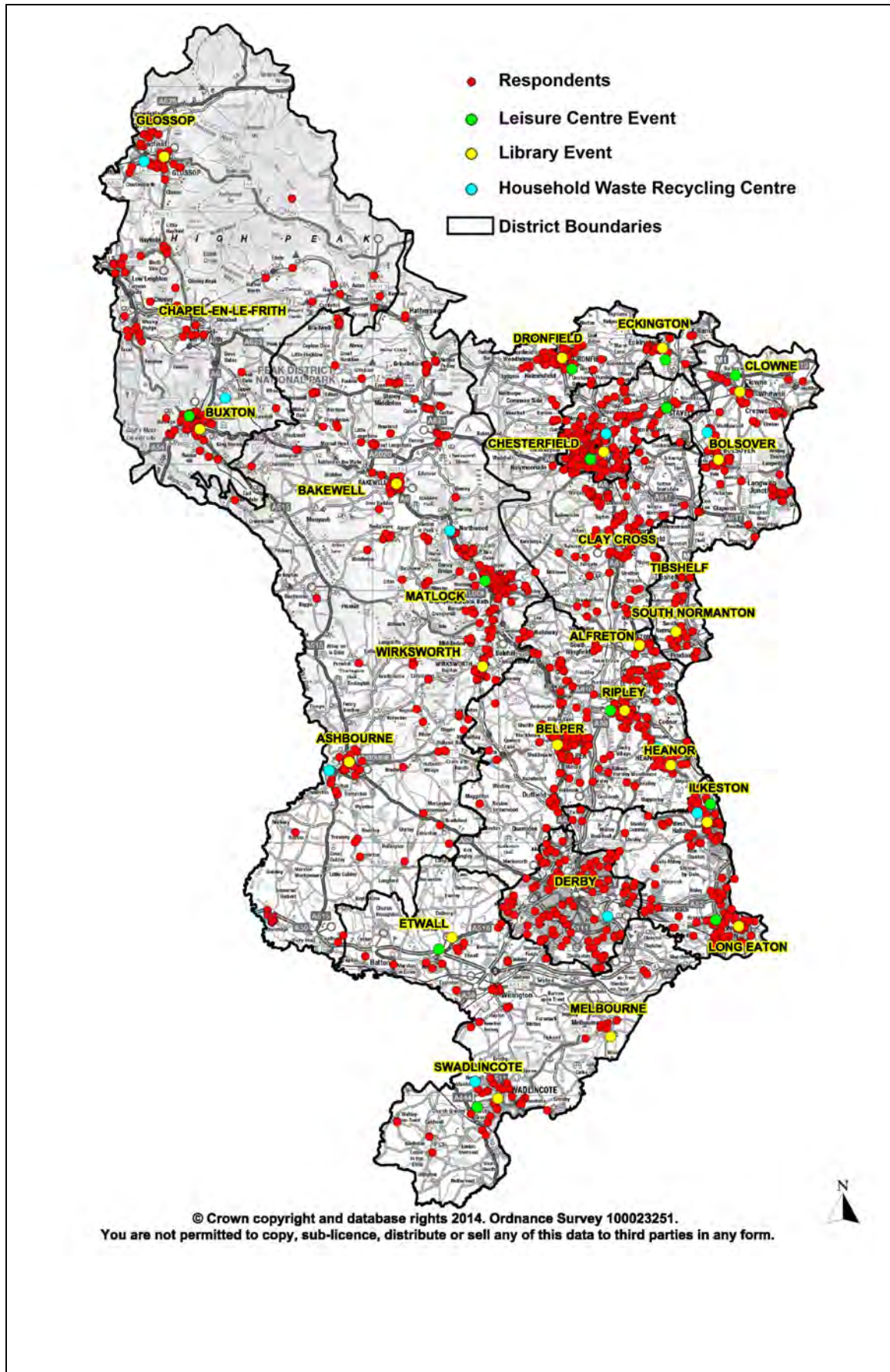
5.3 Respondent Location

5.3.1 Participants were asked to provide their postcode. 1,299 participants gave their postcode. Responses were received from participants within each council area as shown in Figure 2. Map 1 shows the location where respondents were from based on postcode given and roadshow events attended.

Figure 2 - Where respondents lived



Map 1 - Location of respondents based on postcode



5.3.2 Table 1 shows the number and percentage of responses received from each area in Derbyshire and Derby City compared to the proportion of the population within that area based on mid 2013 population data. The proportion of respondents from Amber Valley, Chesterfield, Derbyshire Dales and North East Derbyshire was higher. The proportion of respondents from Derby City, Erewash and South Derbyshire were lower.

Table 1 - Comparison of the number of respondents to the Derby and Derbyshire mid 2013 population data

Area	Consultation Respondents		Mid - 2013 Population
	Number	Percentage	
Amber Valley	192	14%	12%
Bolsover	96	7%	7%
Chesterfield	163	12%	10%
Derby City	107	8%	24%
Derbyshire Dales	325	24%	7%
Erewash	111	8%	11%
High Peak	122	9%	9%
North East Derbyshire	178	13%	10%
South Derbyshire	66	5%	9%
Total	1360	100%	100%

5.4 Gender

5.4.1 1,413 respondents gave details of their gender with over half of the respondents being female 58% and 42% being male. Table 2 shows the percentage of male and females who responded to the consultation compared to the Derby and Derbyshire mid 2013 population data for. A slight over representation from female respondents was found.

Table 2 - Comparison of the gender of respondents to the Derby and Derbyshire mid 2013 population data

Gender	Consultation Respondents		Mid 2013 Population
	Number	Percentage	
Female	822	58%	51%
Male	591	42%	49%
Total	1413	100%	100%

5.5 Age

5.5.1 Respondents were asked for their age at their last birthday which allowed the number of respondents to be grouped by age as shown in Table 2. 1,355 respondents provided information on age. Responses were received from all age ranges with the most responses received from those between 40-64 years (59%) and the lowest numbers of responses from those 24 years and under.

5.5.2 Table 3 shows the results of a comparison of the age profile of respondents compared to the Derby and Derbyshire's population mid 2013. 59% of responses who specified age were those between the ages of 40-64 years, although in 2013 35% of Derby and Derbyshire's population was within this age group. 29% of Derby and Derbyshire's population was under 24 in 2013 only 13% of respondents to the survey were from this age band.

Table 3 - Comparison of age of respondents to the Derby and Derbyshire population mid 2013

Area	Consultation Respondents		Mid 2013 Population
	Number	Percentage	
Below 24 years	34	3%	29.18%
25-39 years	186	14%	17.43%
40-64 years	804	59%	34.43%
65 and over	331	24%	18.96%
Total	1355	100%	100%

5.6 Disability

5.6.1 Respondents were requested to specify whether they had a disability. 1,393 respondents responded to the question with 91% considering themselves to not have a disability.

5.6.2 Table 4 shows the results compared with the Census 2011 profile for Derbyshire and Derby City. Although 20% of Derby and Derbyshire's population in 2011 were classed as having a disability (those with limited day to day activities) only 9% of the respondents responding to this question classed themselves as having a disability. It is important to note that this comparison is a 'best fit' with available Census information which asked about limiting long-term illness rather than disability.

Table 4 - Comparison of the number of respondents with a disability to 2011 Census data for Derby and Derbyshire

Disability	Consultation Respondents		2011 Census – people with limited day to day activities
	Number	Percentage	
No	1261	91%	80%
Yes	132	9%	20%
Total	1393	100%	100%

5.7 Ethnicity

5.7.1 Respondents were requested to specify what ethnic group they were from. 1,383 respondents responded to this question with 96% identifying themselves as White British. The other respondents were from different BME communities including Asian, Filipino, Romany Gypsy, Travellers and Chinese.

5.7.2 Table 5 shows the results compared with the Census 2011 profile for Derbyshire and Derby City in which 91% of Derby and Derbyshire’s population was classed as White British.

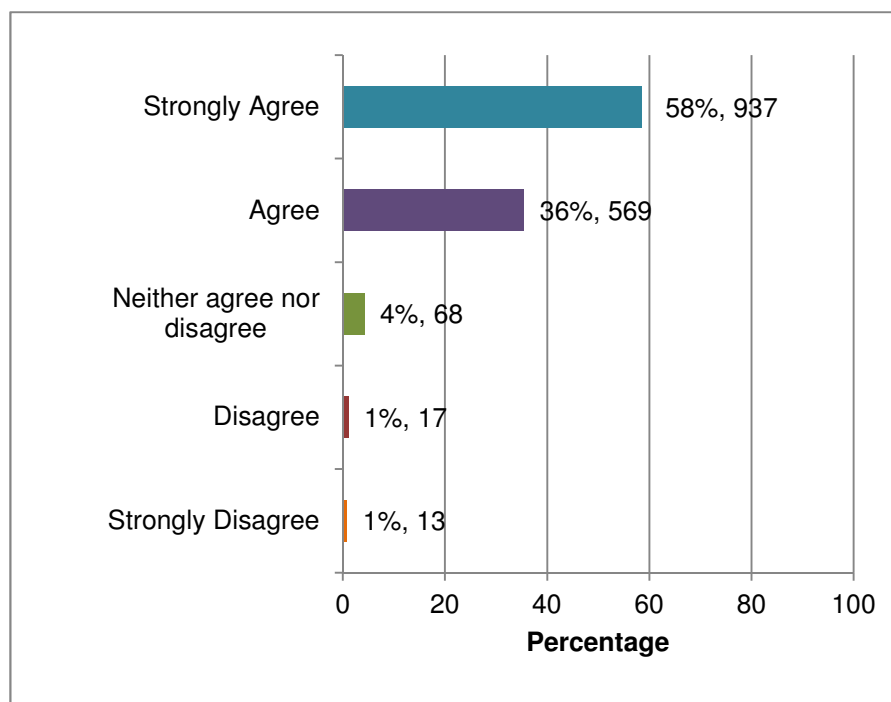
Table 5 - Comparison of ethnicity profile against 2011 Census population data for Derby and Derbyshire

Ethnicity	Consultation Respondents		2011 Census
	Number	Percentage	
White British	1327	96%	91%
BME	56	4%	9%
Total	1383	100%	100%

6. Vision and Objectives

6.1 The consultation asked respondents, how strongly they agree or disagree with the vision and objectives of the Strategy. 1,604 responses were given to this question and the results are shown in Figure 3. 94% of respondents strongly agreed or agreed with the vision and objectives proposed in the draft Strategy, 4% neither agreed nor disagreed and 2% disagreed or strongly disagreed.

Figure 3 - Q1 How strongly do you agree or disagree with the vision and objectives of the Strategy?

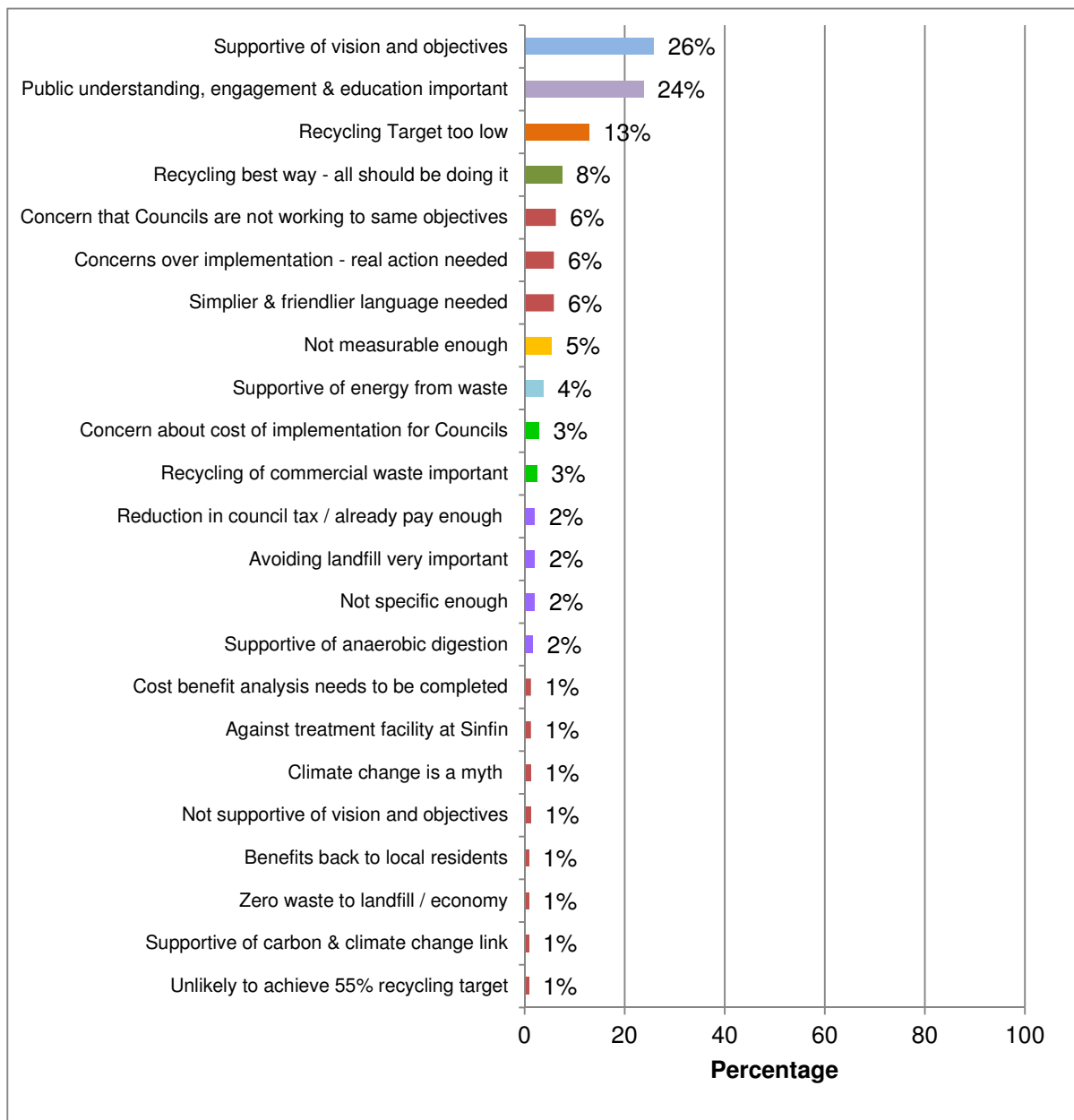


6.2 Comments were requested on the vision and objectives of the Strategy. 240 respondents made 290 comments which specifically related to the vision and objectives of the Strategy. A positive response was received with suggestions made which supported the approach of the Strategy. A small number of negative comments were received.

6.3 Figure 4 shows the main comments and suggestions which were received. 26% of the respondents who made a comment were supportive of the vision and objectives. 24% made reference to importance of public understanding and the need for more engagement and education. 13% stated that the recycling and composting target in the Strategy was too low. 8% of respondents mentioned that recycling was the best way and that all people should be doing so. 6% of the 240 respondents who commented expressed the view that they were concerned that the different councils were not

working to the same objectives, that real action was needed and that simpler and friendlier language could be used.

Figure 4 - Comments made on the vision and objectives



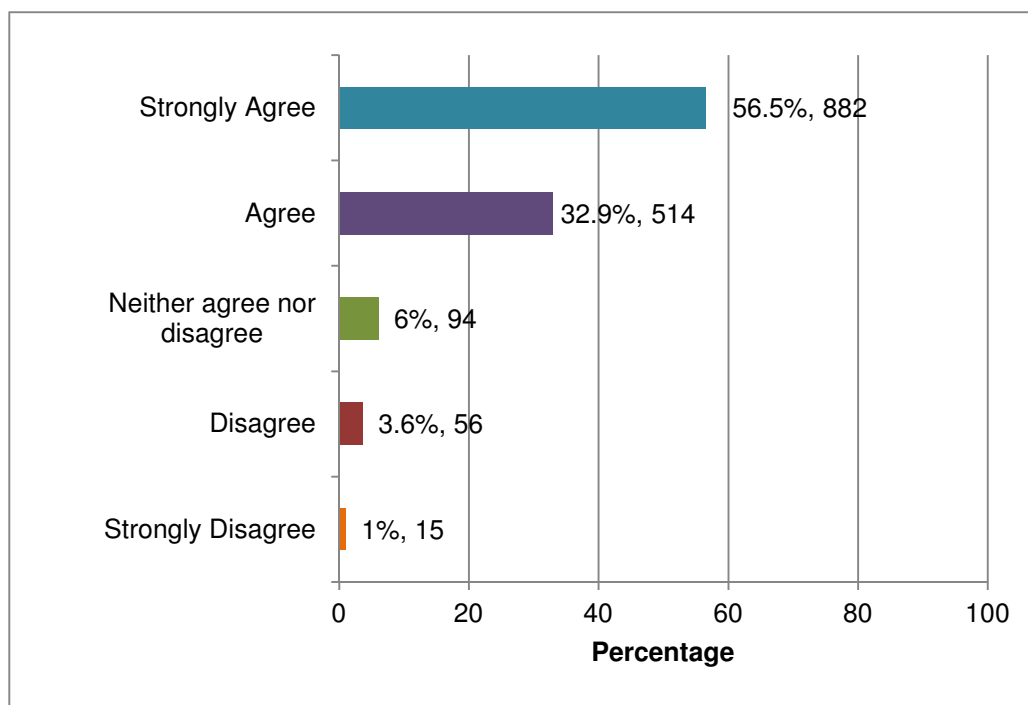
6.4 Recommendation - The vision and objectives of the Strategy document remain as proposed and where technical language is used an explanation to be provided.

6.5 Resulting Action - The vision and objectives of the Strategy have remained unaltered and explanations have been added in the text or glossary for any technical terms or language.

7. Recycling and Composting Target

7.1 The consultation asked respondents, how strongly they agree or disagree with the target of recycling and composting 55% or more by 2020. Out of the 1,561 responses received to this question 89% of respondents strongly agreed or agreed with the vision and objectives proposed in the draft Strategy, 6% neither agreed nor disagreed and 4.6% disagreed or strongly disagreed. See Figure 5.

Figure 5 - Question 2 how strongly they agree or disagree with the target of recycling and composting 55% or more by 2020?



7.2 31 respondents made a comment that the proposed recycling and composting target in the Strategy should be higher.

7.3 Recommendation - The Strategy recycling and composting target remain as proposed at 55% or greater by 2020.

7.4 Resulting Action - The recycling and composting target has remained unaltered. The target is not limited to 55% by 2020 and the partner authorities will seek to exceed this where possible. The Strategy is subject to a review every 5 years and the target will be reviewed as part of that process.

8. Ways to Prevent Waste

8.1 Respondents were requested to select three activities that they thought were the most important for the councils to do to help prevent waste. 1,569 people responded to this question. Figure 6 presents the overall results.

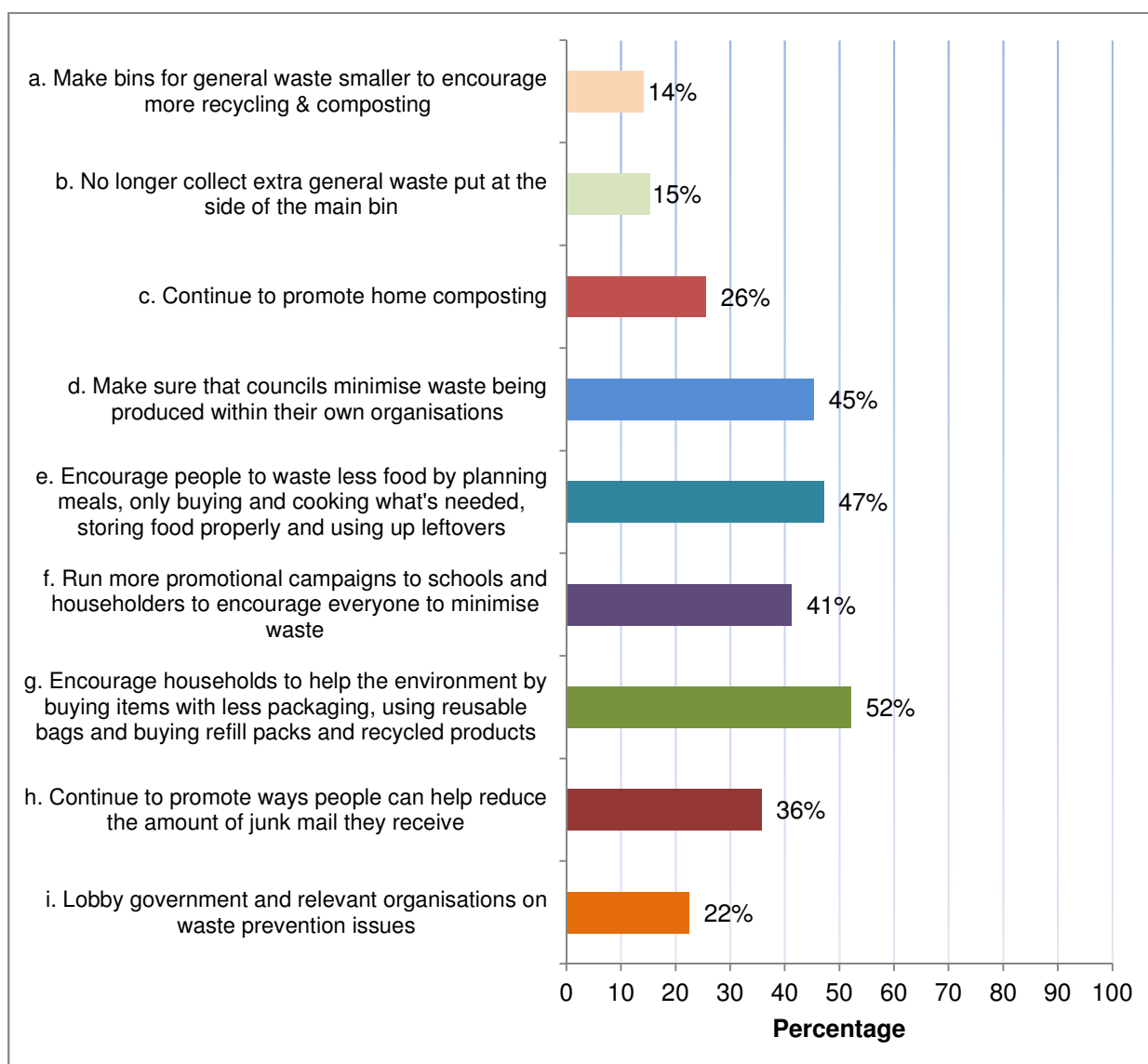
8.2 The top three activities selected to prevent waste were:

- g. Encourage households to help the environment by buying items with less packaging, using reusable bags and buying refill packs and recycled products. (818 responses)
- e. Encourage people to waste less food by planning meals, only buying and cooking what's needed, storing food properly and using up leftovers. (739 responses)
- d. Make sure that councils minimise waste being produced within their own organisations. (711 responses)

Followed by:

- f. Run more promotional campaigns to schools and householders to encourage everyone to minimise waste (647 responses)
- h. Continue to promote ways people can help reduce the amount of junk mail they receive. (560 responses)

Figure 6 - Question 3 Ways to Prevent Waste

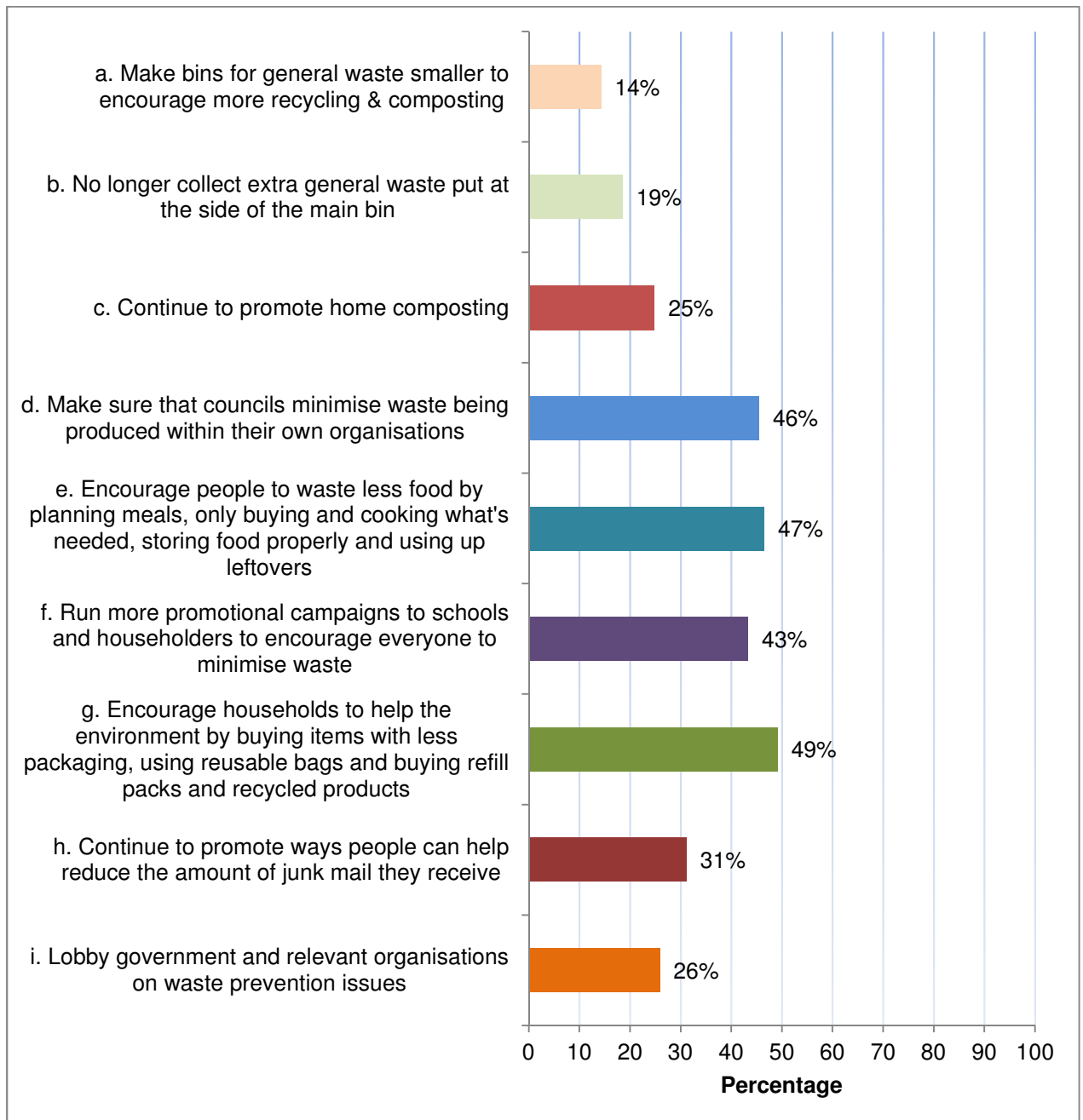


8.3 There were no options which were not selected. The least selected activities were:

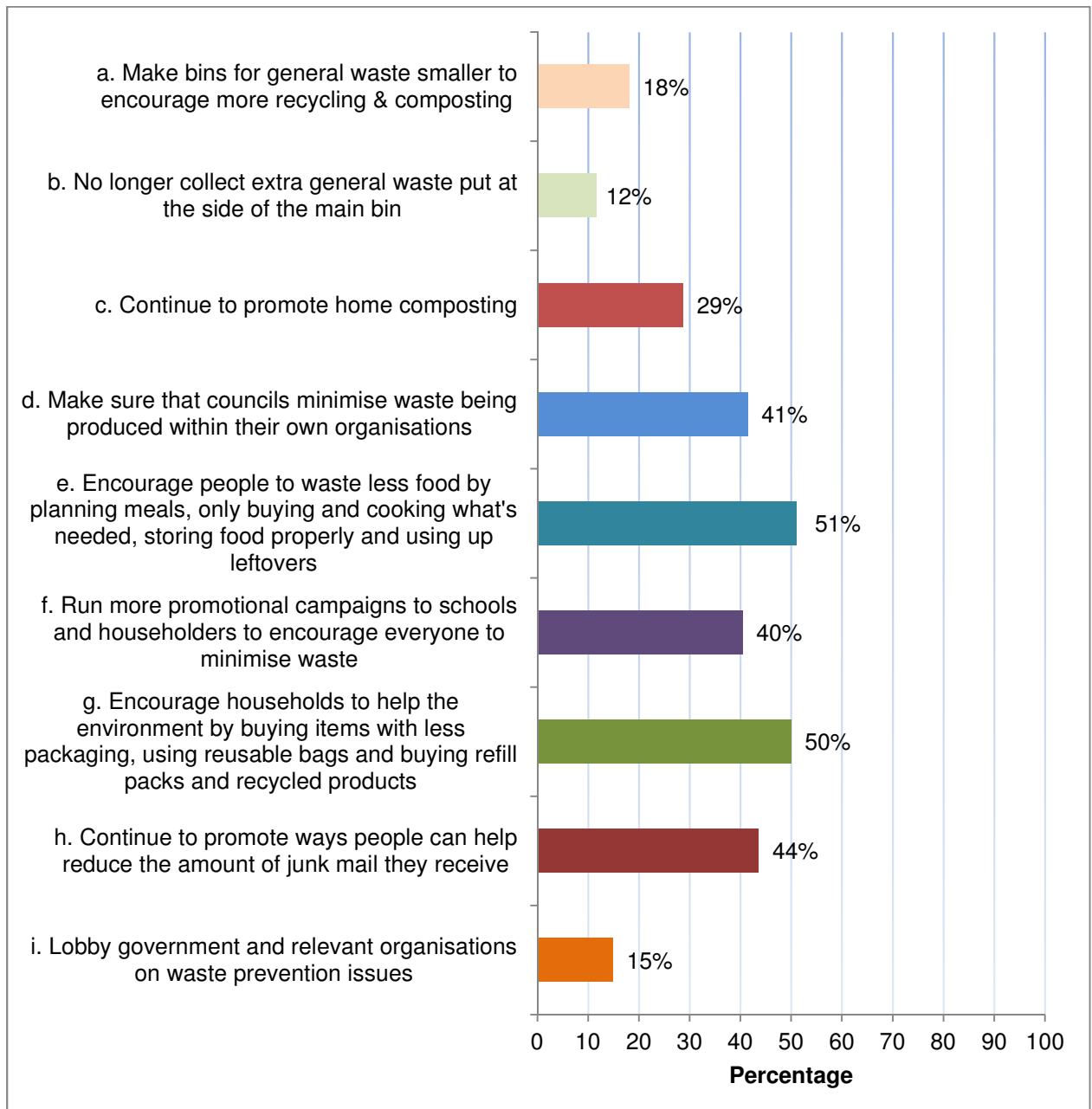
- a. Make bin for general waste smaller to encourage more recycling and composting. (222 responses)
- b. No longer collect extra general waste put at the side of the main bin. (241 responses)
- i. Lobby government and relevant organisations on waste prevention issues. (352 responses)

8.4 The results were analysed further for each council to establish if there were any differences in the options selected by respondents from each council area. For each council the same top five options were selected (d, e, f, g and h) albeit in a slightly different order see Figures 7-15.

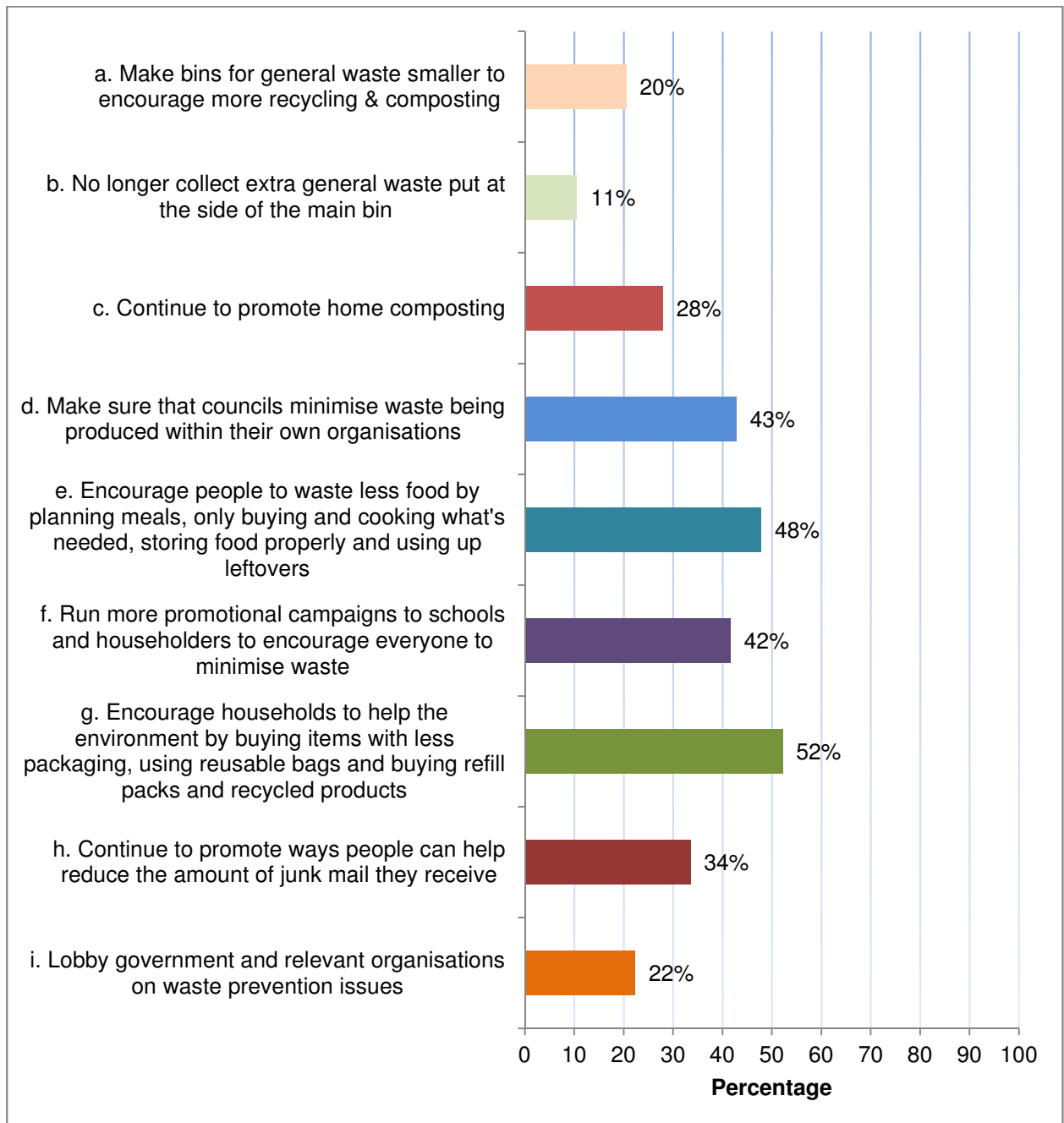
**Figure 7 - Question 3 Ways to Prevent Waste – Amber Valley
(157 respondents)**



**Figure 8 - Question 3 Ways to Prevent Waste – Bolsover
(94 respondents)**



**Figure 9 - Question 3 Ways to Prevent Waste – Chesterfield
(161 respondents)**



**Figure 10 - Question 3 Ways to Prevent Waste – Derby City
(105 respondents)**

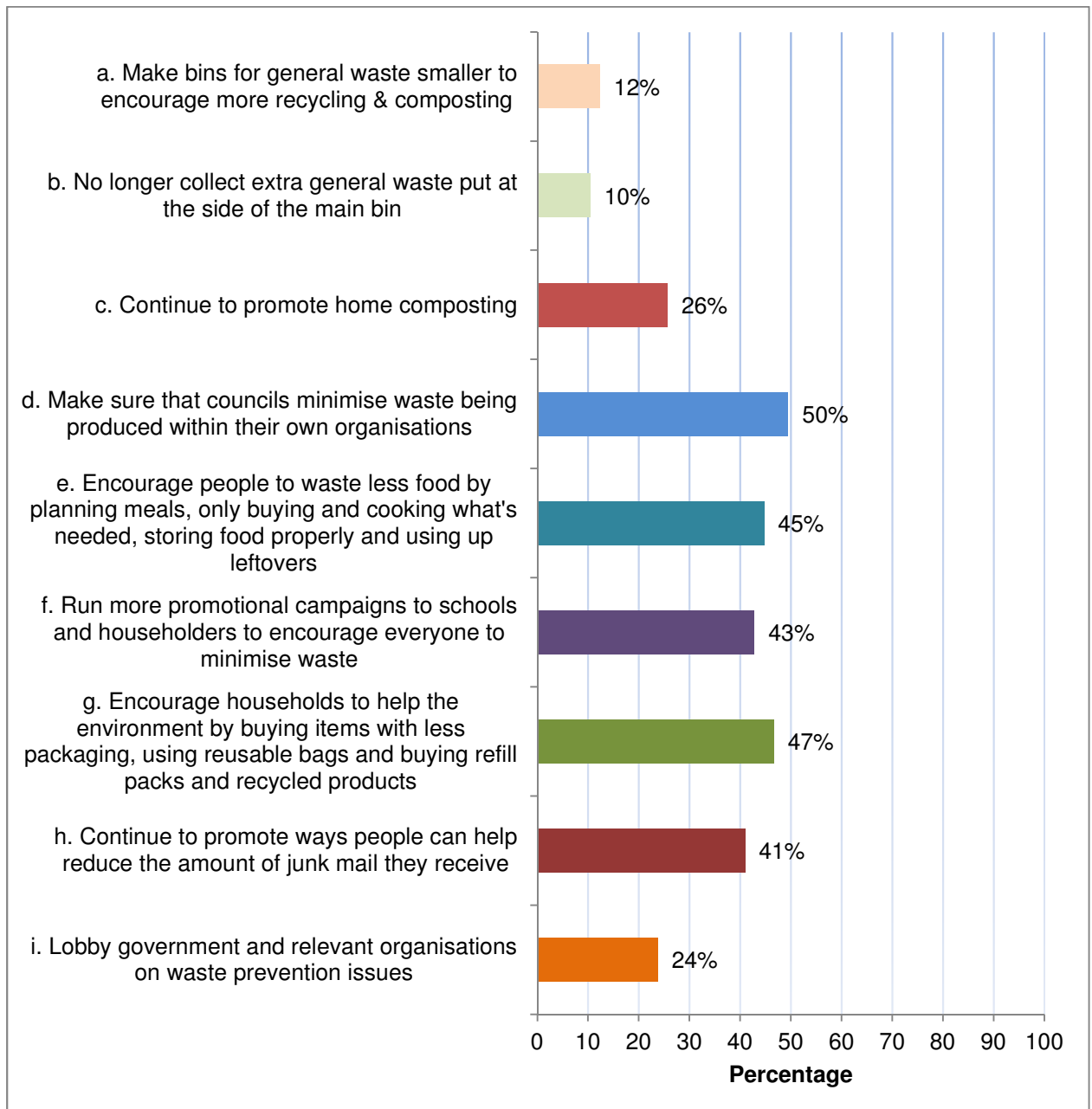
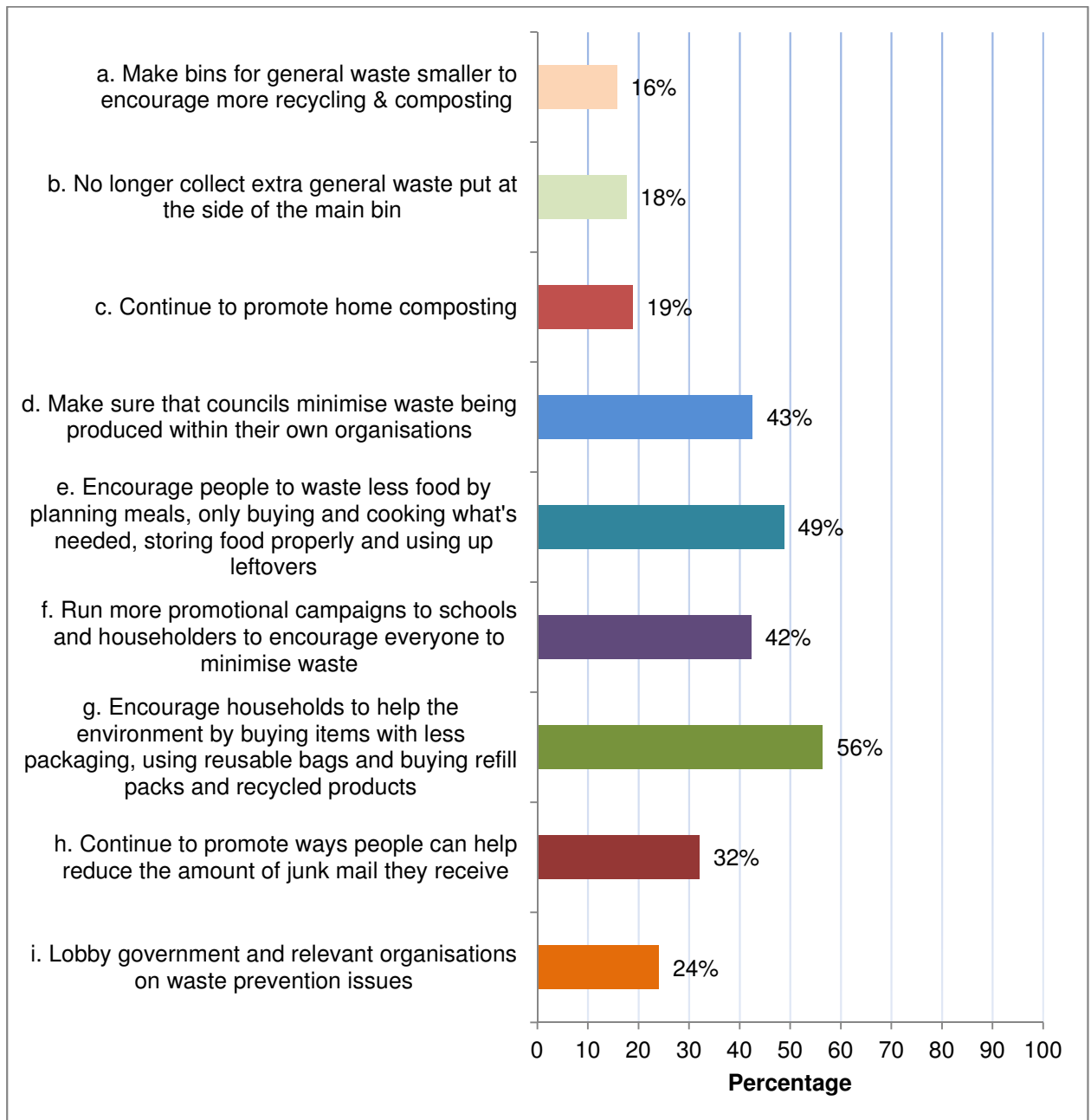
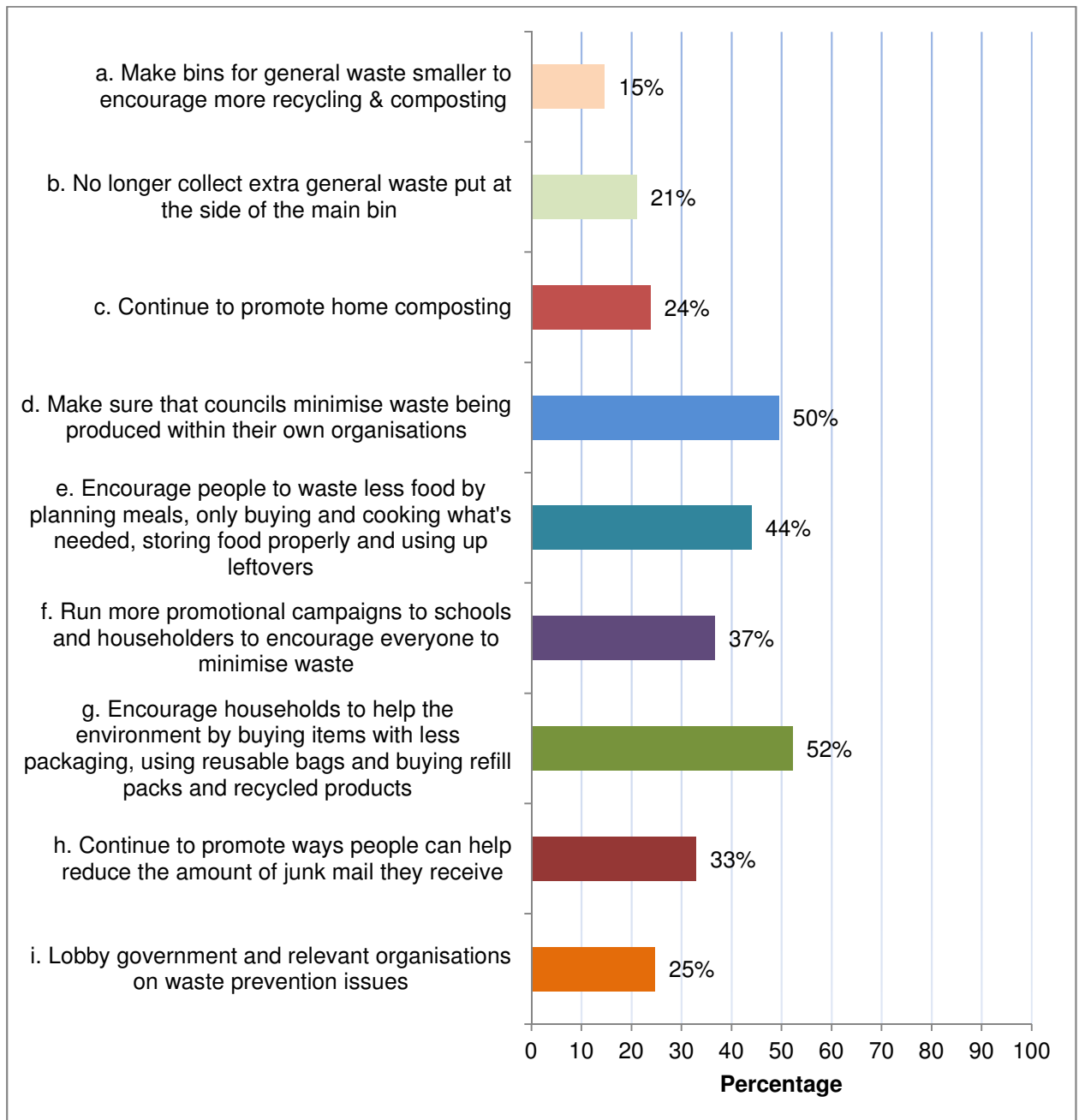


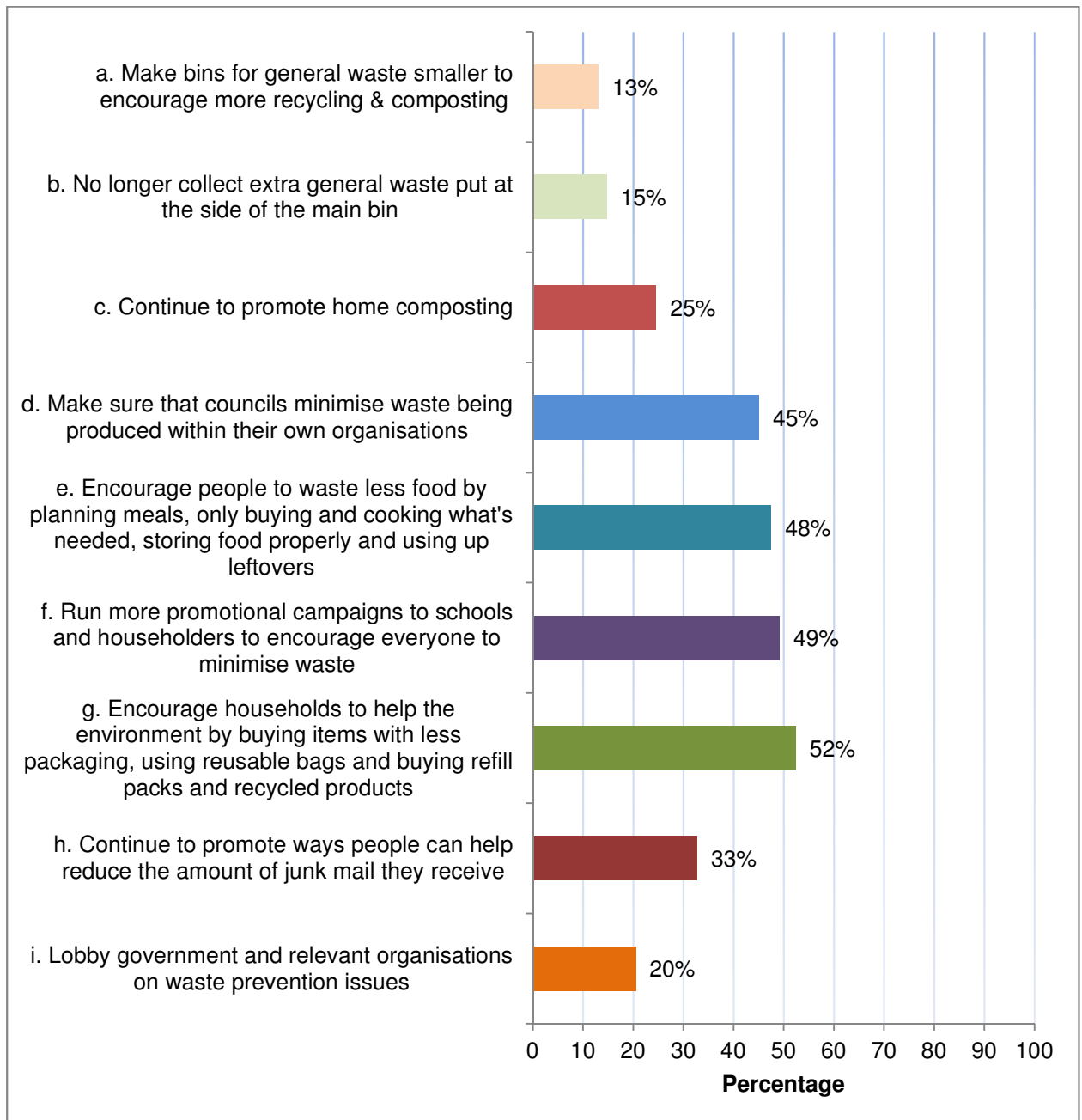
Figure 11 - Question 3 Ways to Prevent Waste – Derbyshire Dales (324 respondents)



**Figure 12 - Question 3 Ways to Prevent Waste – Erewash
(109 respondents)**



**Figure 13 - Question 3 Ways to Prevent Waste – High Peak
(122 respondents)**



**Figure 14 - Question 3 Ways to Prevent Waste – North East
(176 respondents)**

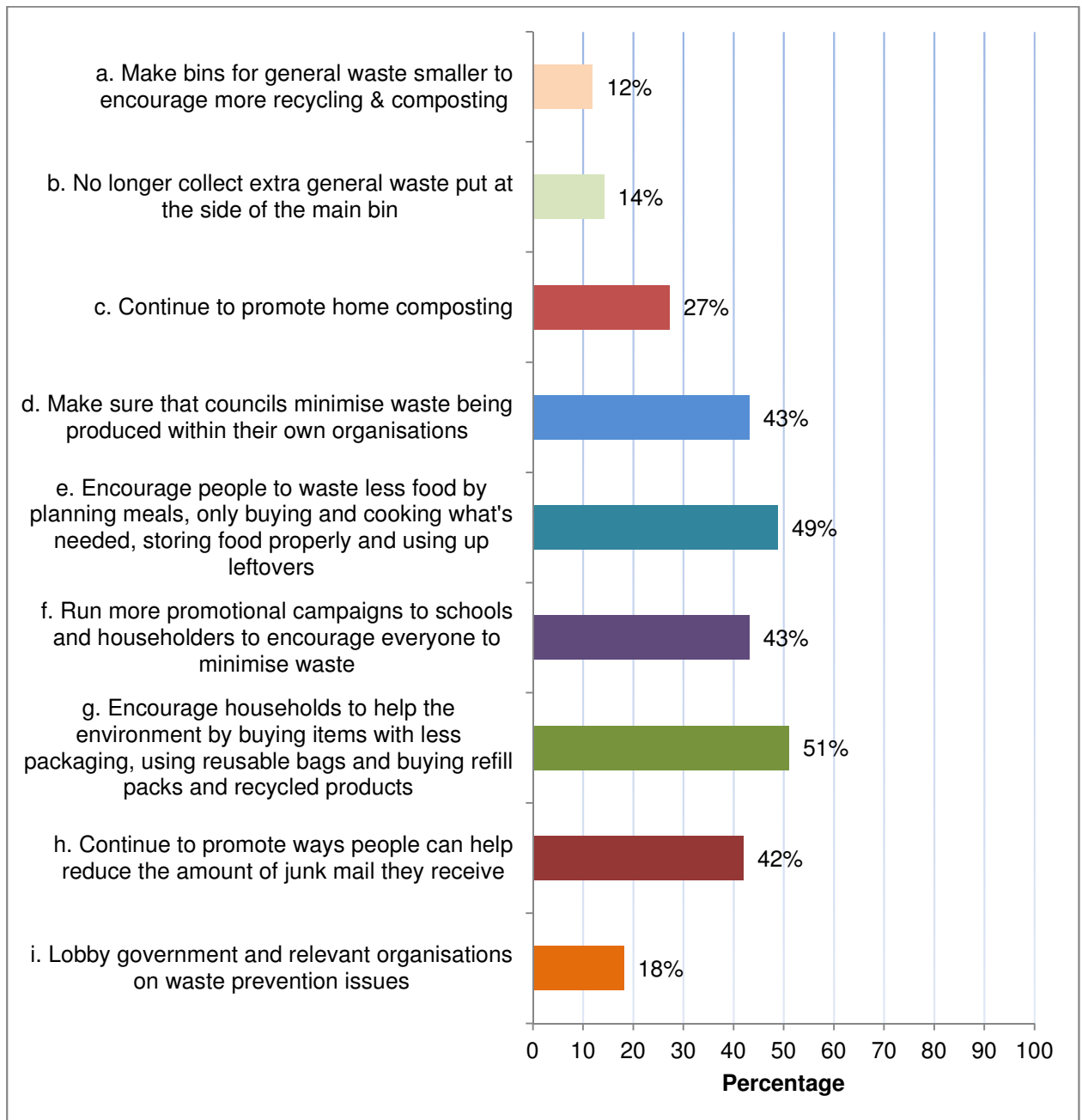
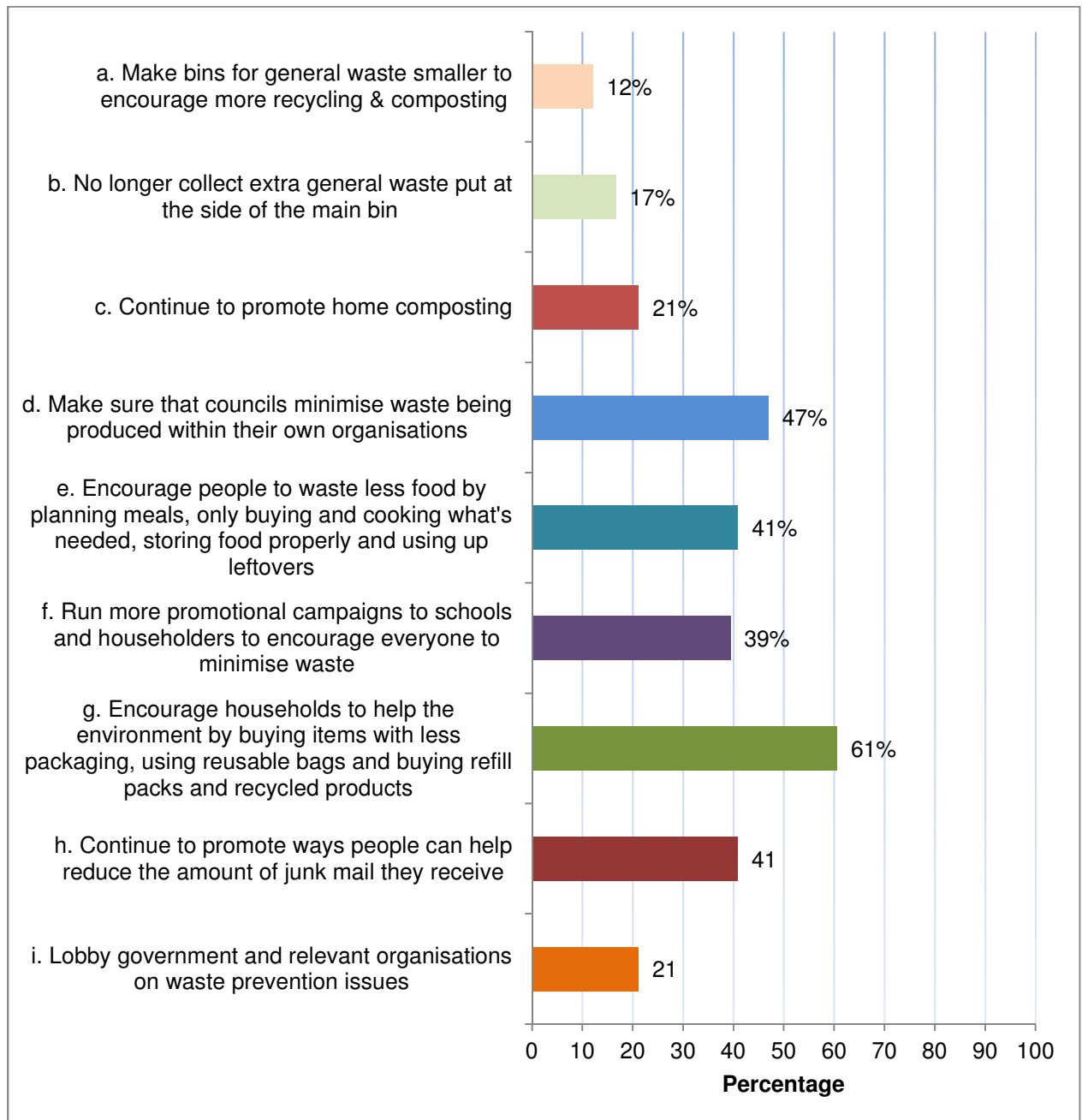


Figure 15 - Question 3 Ways to Prevent Waste – South Derbyshire (66 respondents)



8.5 Recommendation - The Waste Action Plans be reviewed and modified where necessary to ensure that they prioritise the most frequently selected activities to help prevent waste.

8.6 Resulting Action - The Waste Action Plans have been reviewed and amended to ensure that they incorporate the top activities selected. The Council Action Plans will be reviewed annually.

9. Ways to Recycle and Compost Waste

9.1 Respondents were requested to select three activities that they thought were the most important for the councils to do to help recycle and compost waste. 1,533 people responded to this question. See Figure 16.

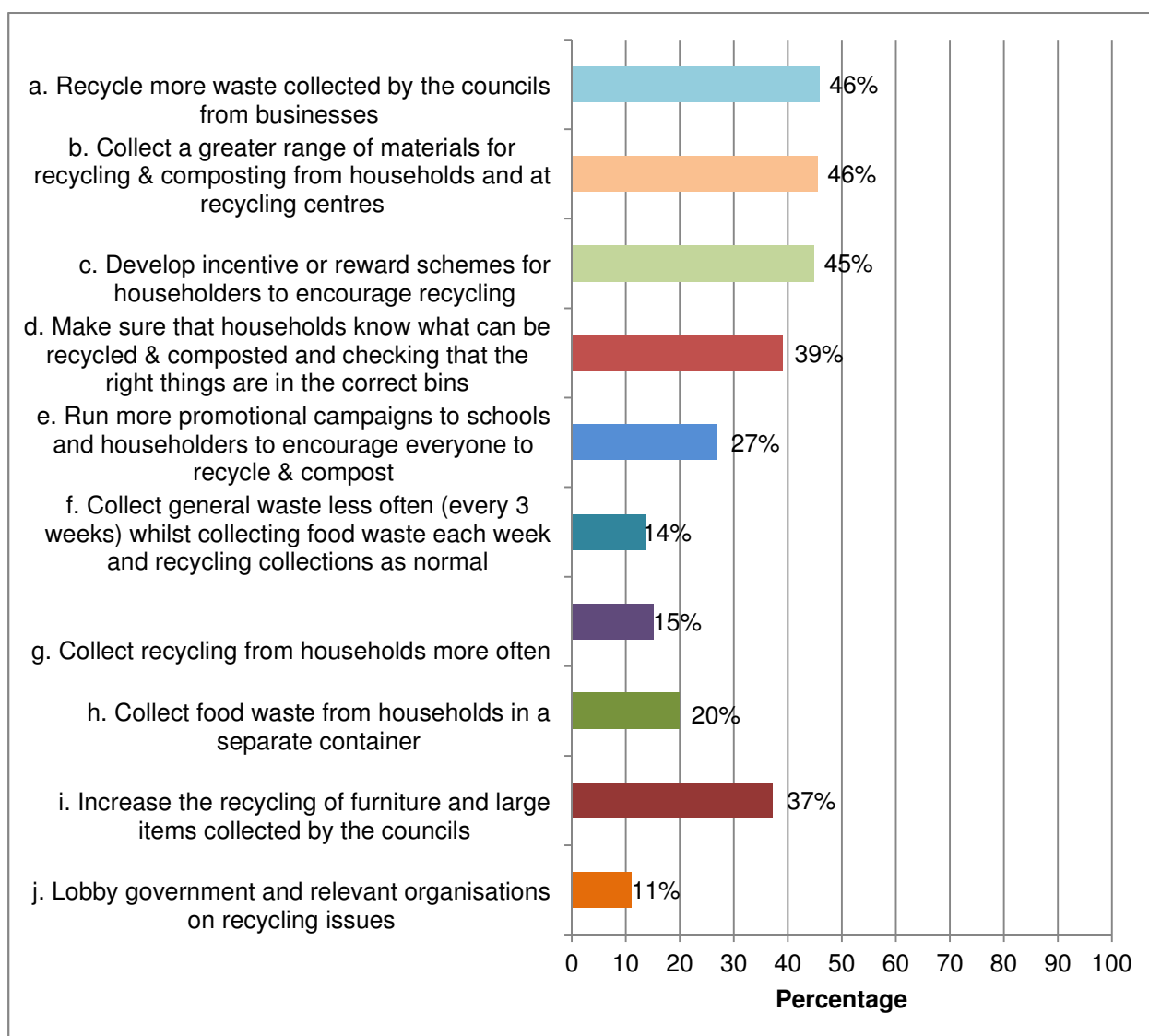
9.2 The top three activities selected to help increase recycling and composting were:

- a. Recycle more waste collected by the councils from businesses. (703 responses)
- b. Collect a greater range of materials for recycling & composting from households and at recycling centres. (698 responses)
- c. Develop incentive or reward schemes for householders to encourage recycling. (688 responses)

Followed closely by:

- d. Make sure that households know what can be recycled & composted and checking that the right things are in the correct bins (597 responses), and
- i. Increase the recycling of furniture and large items collected by the councils. (568 responses)

Figure 16 - Question 4 Ways to Recycle and Compost Waste



9.3 There were no options which were not selected. The least selected activities overall were:

j. Lobby government and relevant organisations on recycling issues. (169 responses)

f. Collect general waste less often (every 3 weeks) whilst collecting food waste each week and recycling collections as normal. (208 responses)

g. Collect recycling from households more often. (230 responses)

9.4 The results were analysed further for each council to establish if there were any differences in the options selected by respondents from each council area. The results are presented in Figures 17-25. For each council the same top six options were always a, b, c, d, e, and i albeit in a slightly different order.

Figure 17 - Question 4 Ways to Recycle and Compost Waste – Amber Valley (190 respondents)

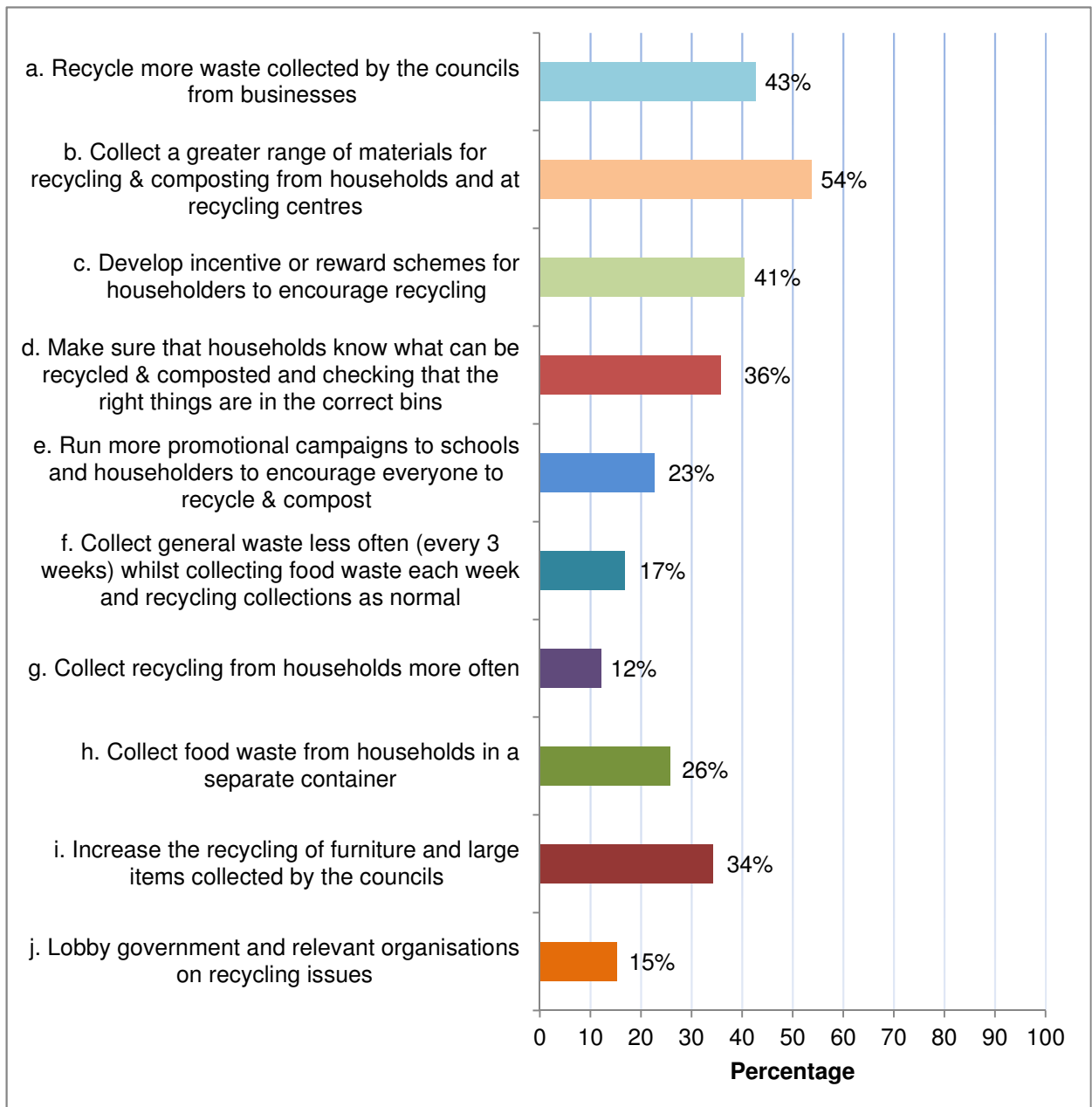


Figure 18 - Question 4 Ways to Recycle and Compost Waste – Bolsover (95 respondents)

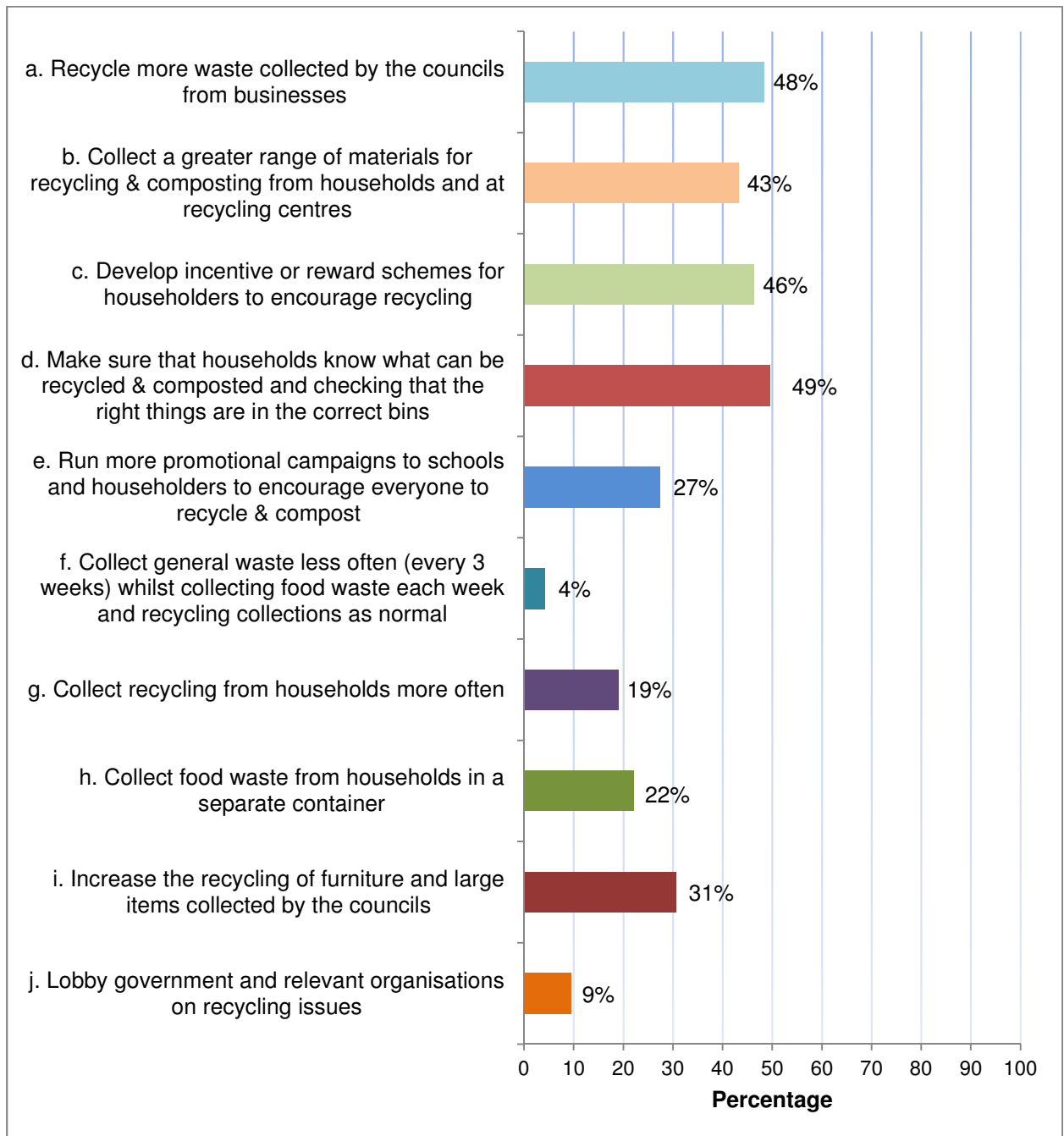


Figure 19 - Question 4 Ways to Recycle and Compost Waste – Chesterfield (162 respondents)

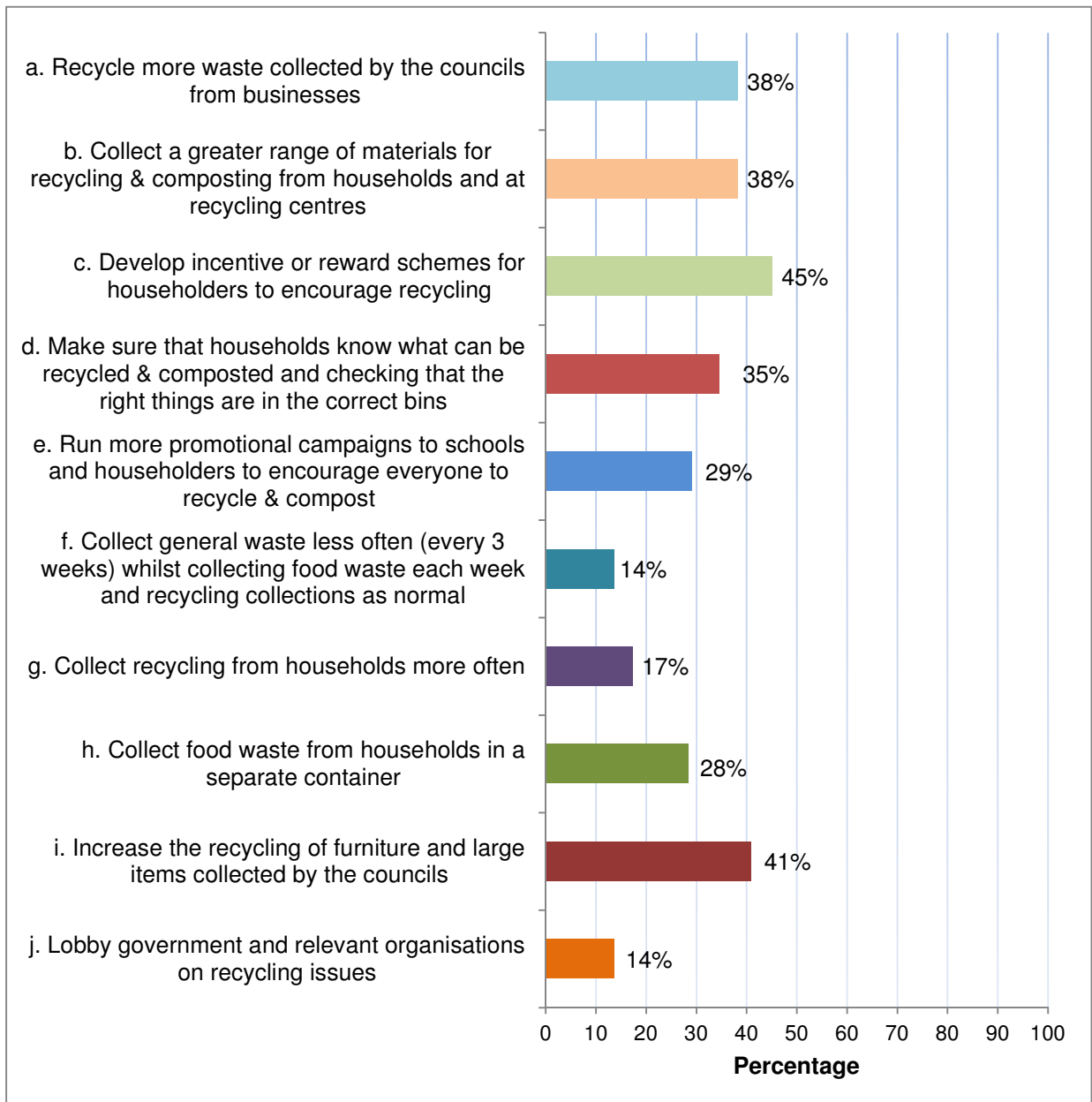


Figure 20 - Question 4 Ways to Recycle and Compost Waste – Derby City (103 respondents)

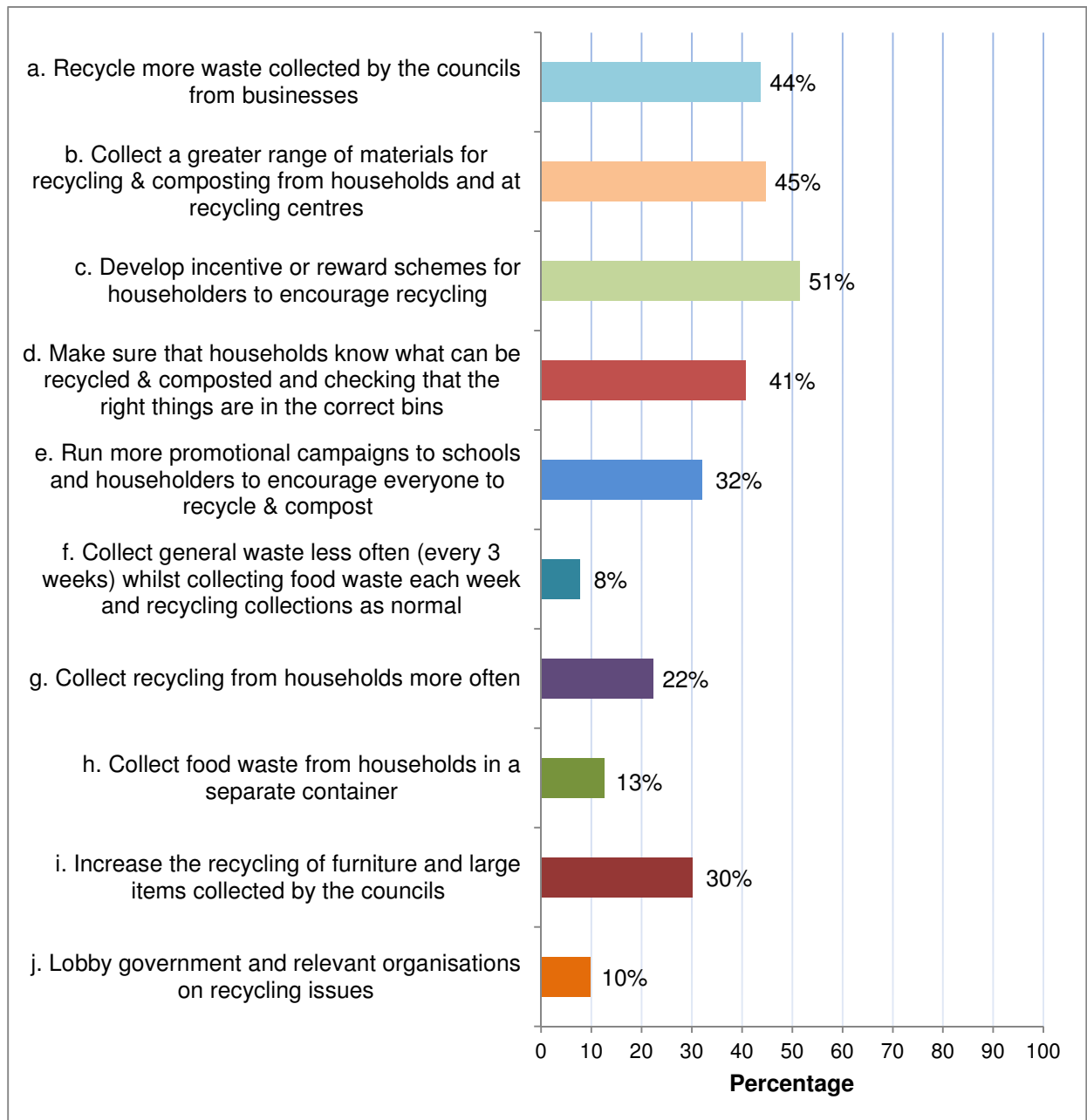


Figure 21 - Question 4 Ways to Recycle and Compost Waste – Derbyshire Dales (321 respondents)

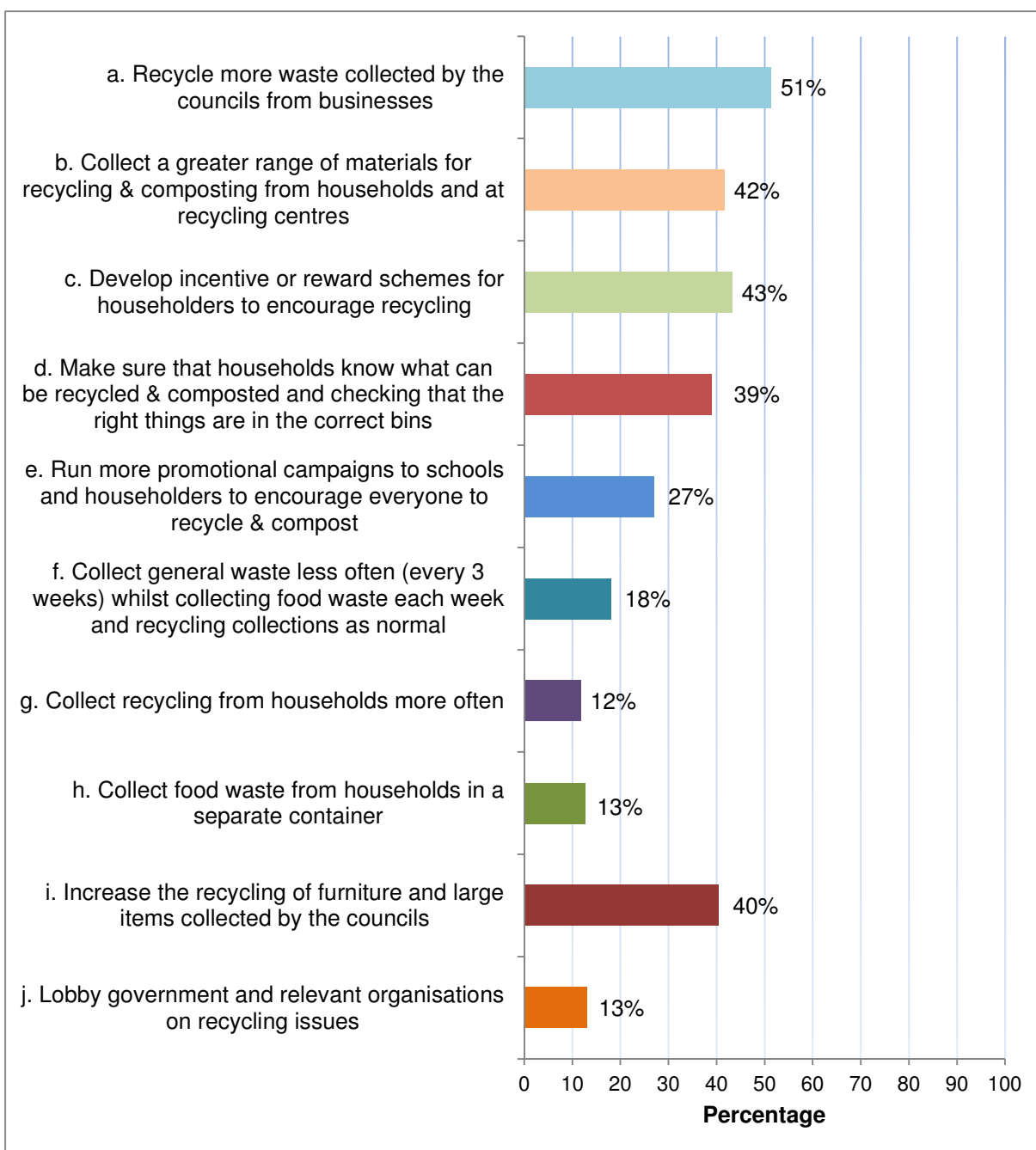


Figure 22 - Question 4 Ways to Recycle and Compost Waste – Erewash (108 respondents)

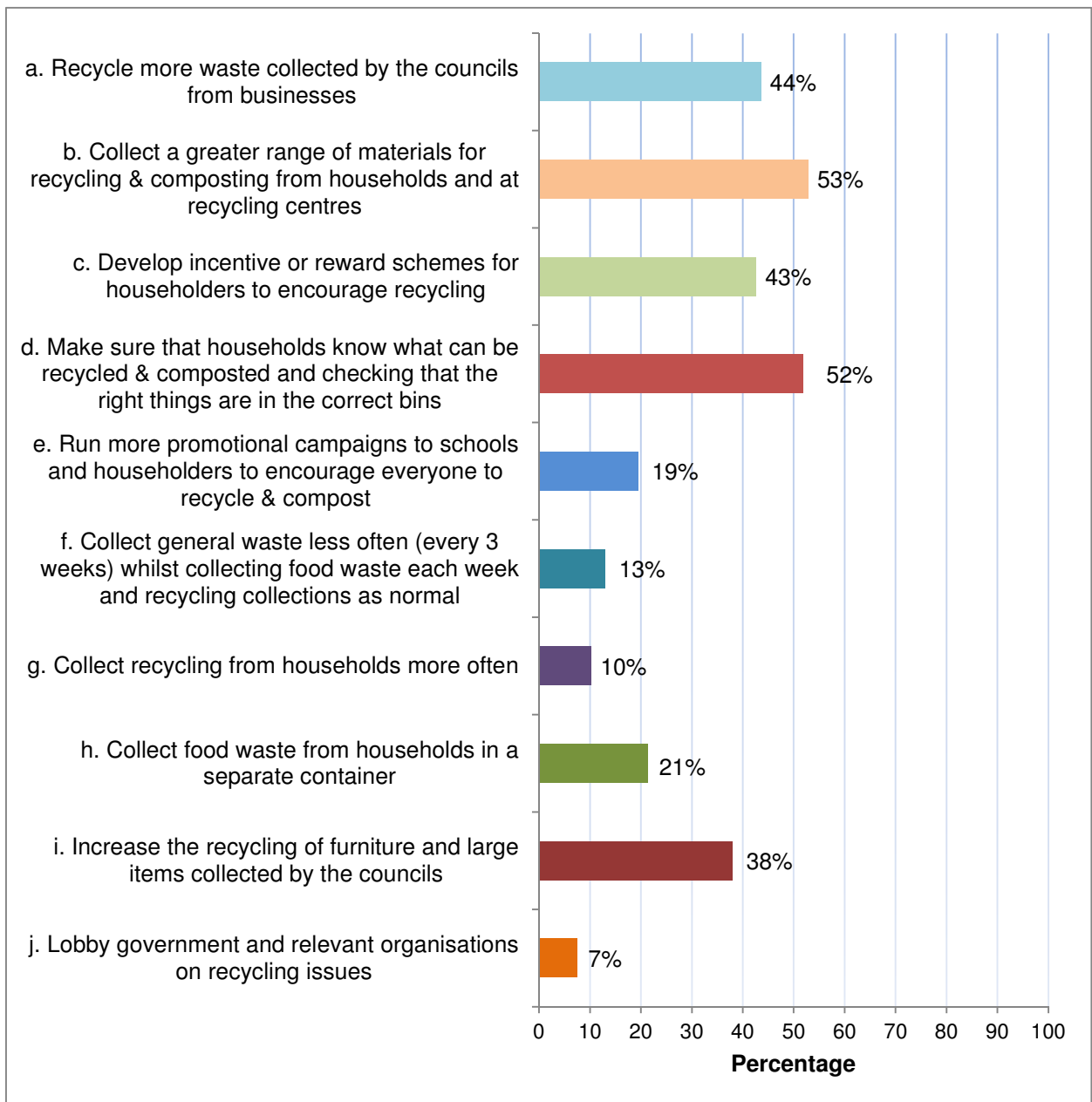


Figure 23 - Question 4 Ways to Recycle and Compost Waste – High Peak (122 respondents)

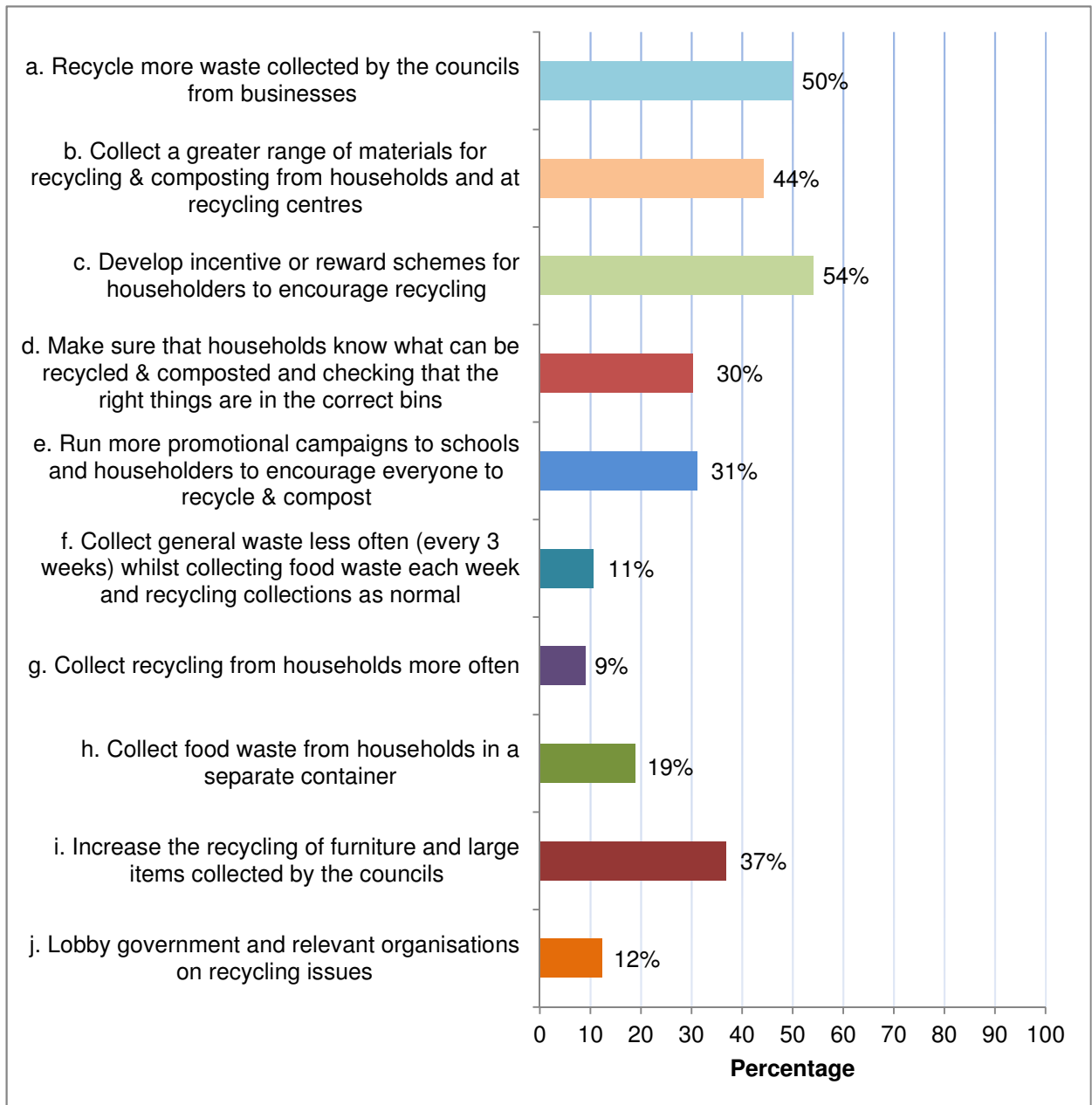


Figure 24 - Question 4 Ways to Recycle and Compost Waste – North East (174 respondents)

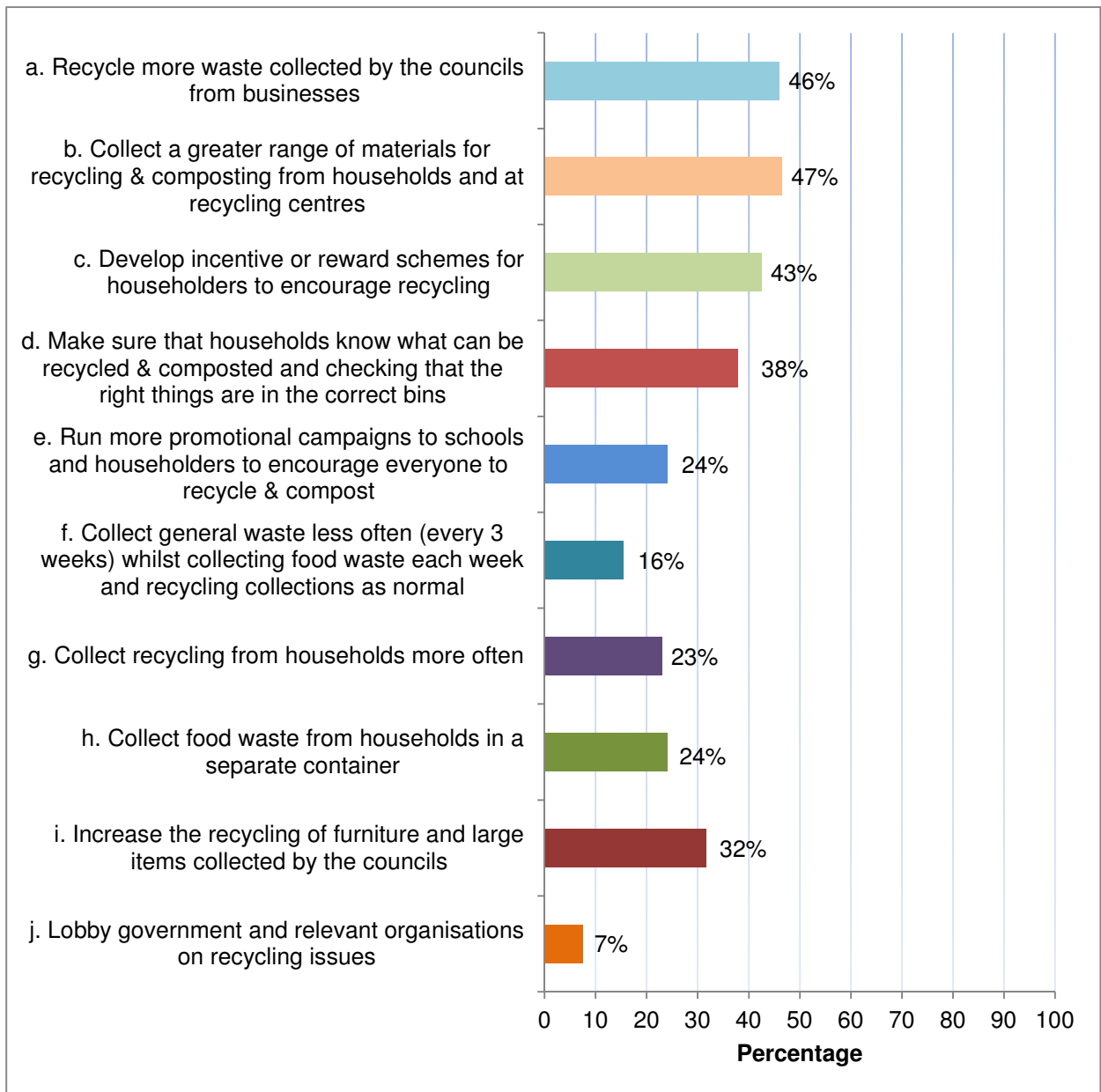
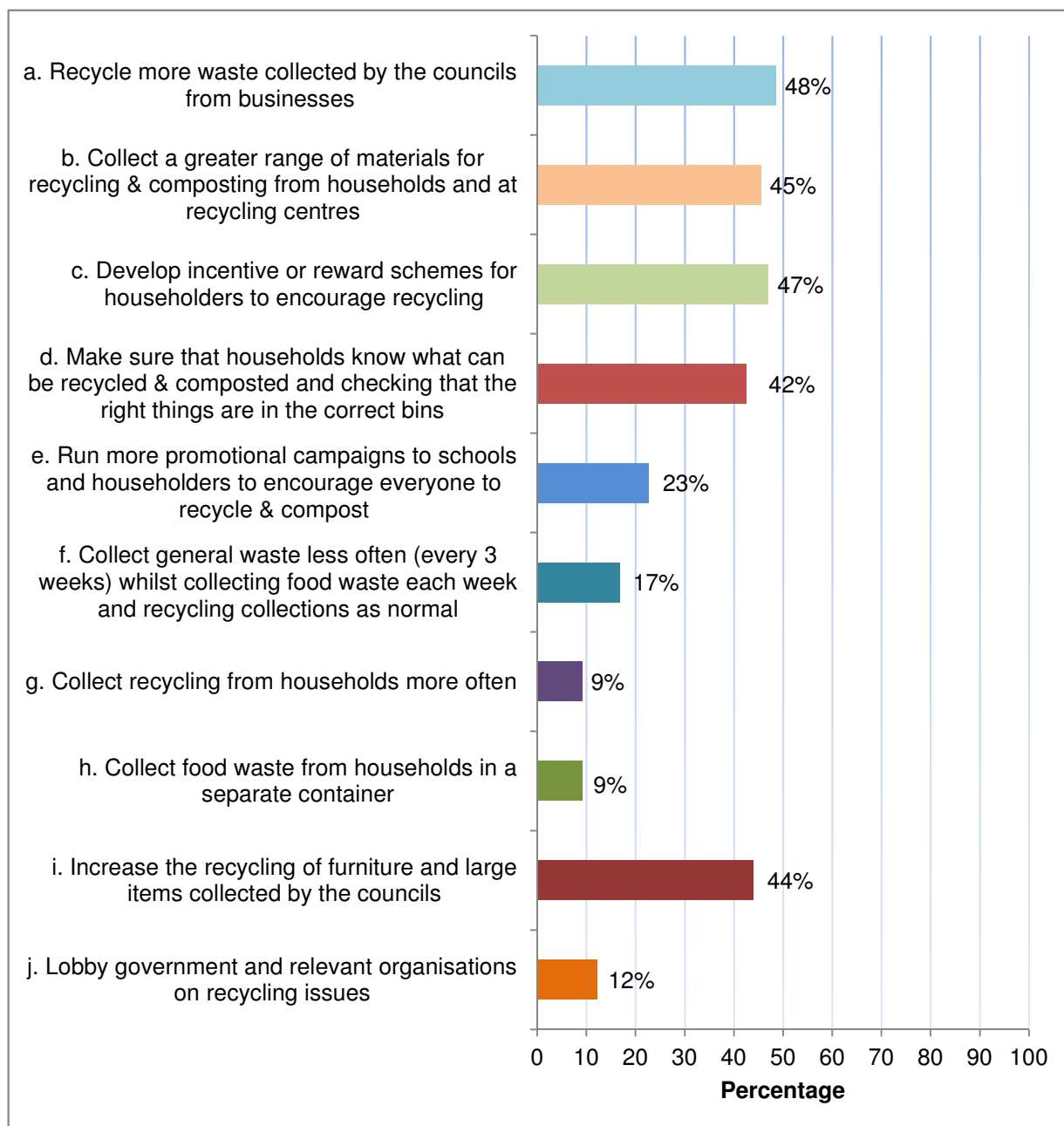


Figure 25 - Question 4 Ways to Recycle and Compost Waste – South Derbyshire (66 respondents)



9.5 Recommendation - The Waste Action Plans be reviewed and modified where necessary to ensure that they prioritise the most frequently selected activities to help waste to be recycled and composted.

9.6 Resulting Action - The Waste Action Plans have been reviewed and amended to ensure that they incorporate the top activities selected into the priorities for action over the next five years. The Council Waste Action Plans will be reviewed annually.

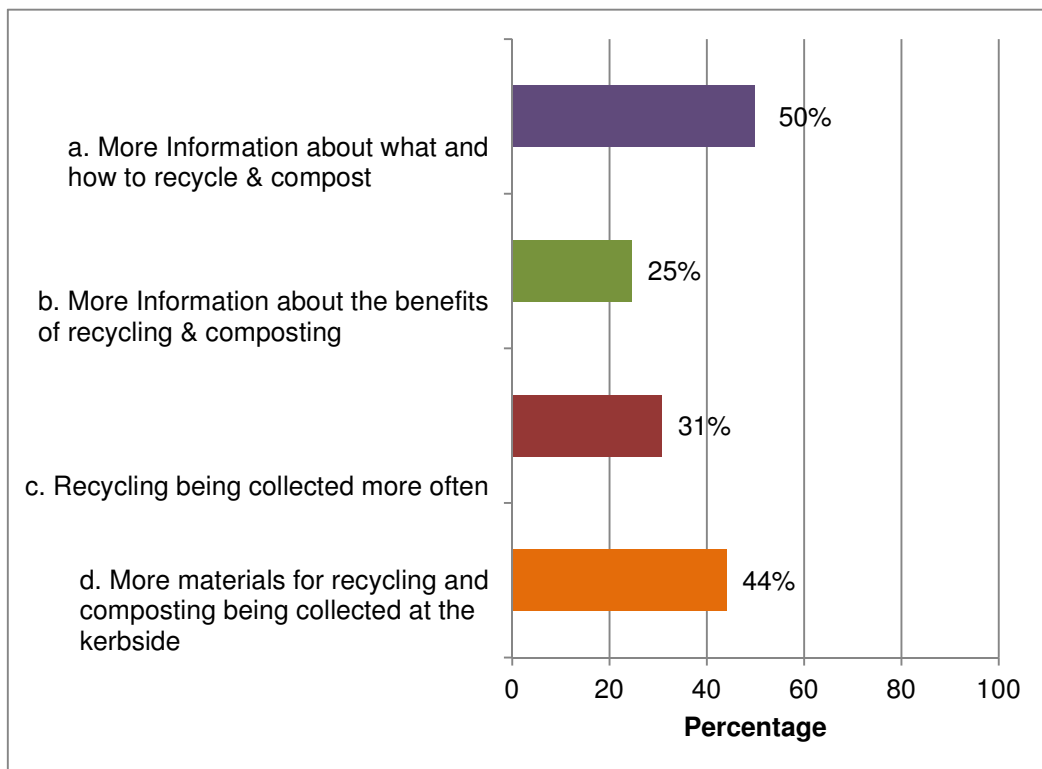
10. What would help you to recycle and compost more?

10.1 Respondents were requested to select any combination of the following activities that would help them to recycle or compost more. 1,359 people responded to this question. The results are presented in Figure 26.

10.2 The following two options were selected the most by the respondents.

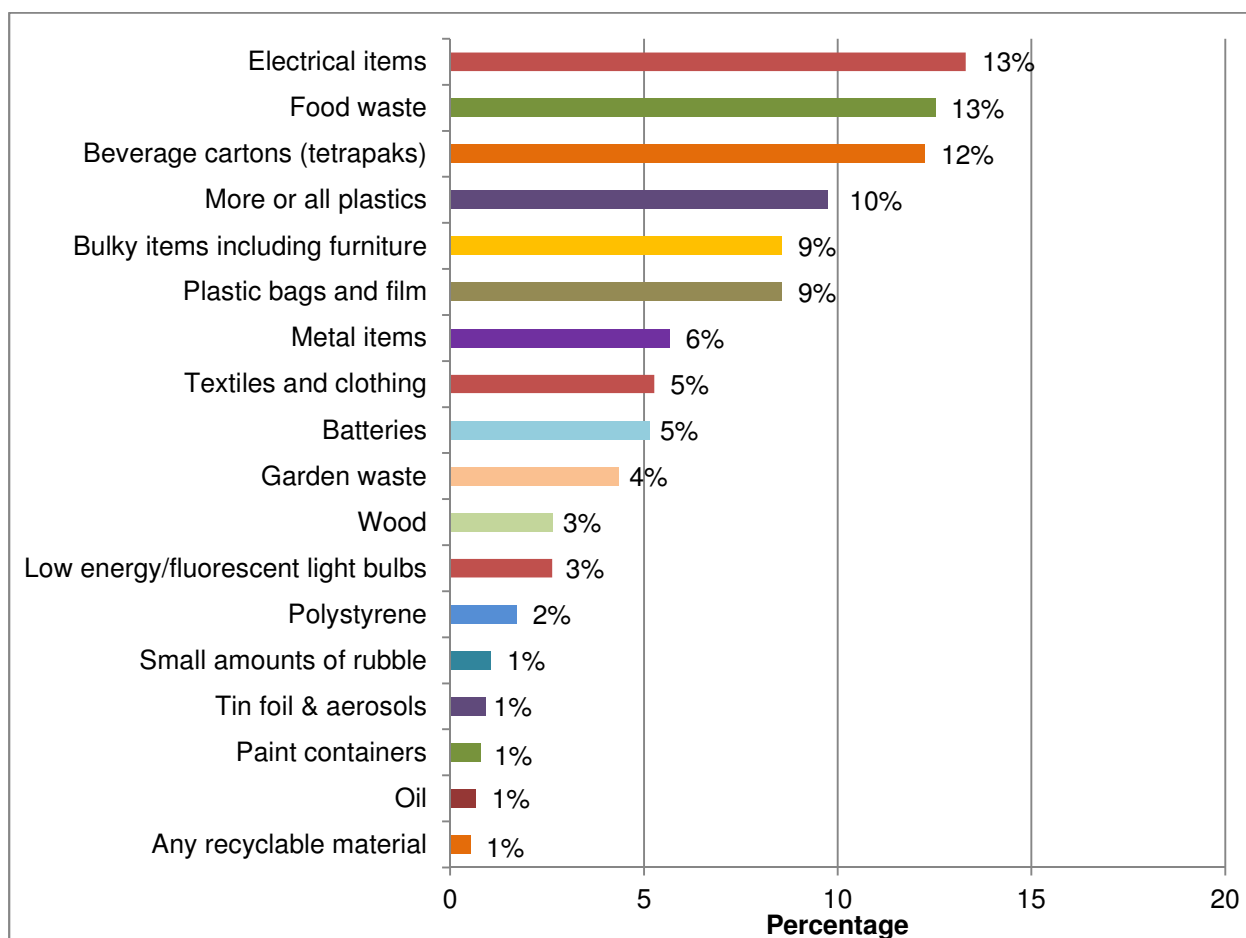
- a. More information about what and how to recycle and compost. (678 responses)
- e. More material for recycling and composting being collected at the kerbside. (599 responses)

Figure 26 - Question 5 What would help you to recycle and compost more?



10.3 When option d “More Materials for recycling and composting being collected at the kerbside” option was selected respondents were requested to specify the material(s). A total of 759 requests for materials were received. Figure 27 shows the most frequently requested materials. Electrical items, food waste and beverage cartons (Tetrapaks) were the most popular.

Figure 27 - Suggested additional materials for recycling and composting at the kerbside



10.4 Recommendation - The Waste Action Plans be reviewed and amended where necessary to ensure that these issues are documented and pursued. The additional materials suggested for recycling at the kerbside will be considered by the councils to see if any could be incorporated.

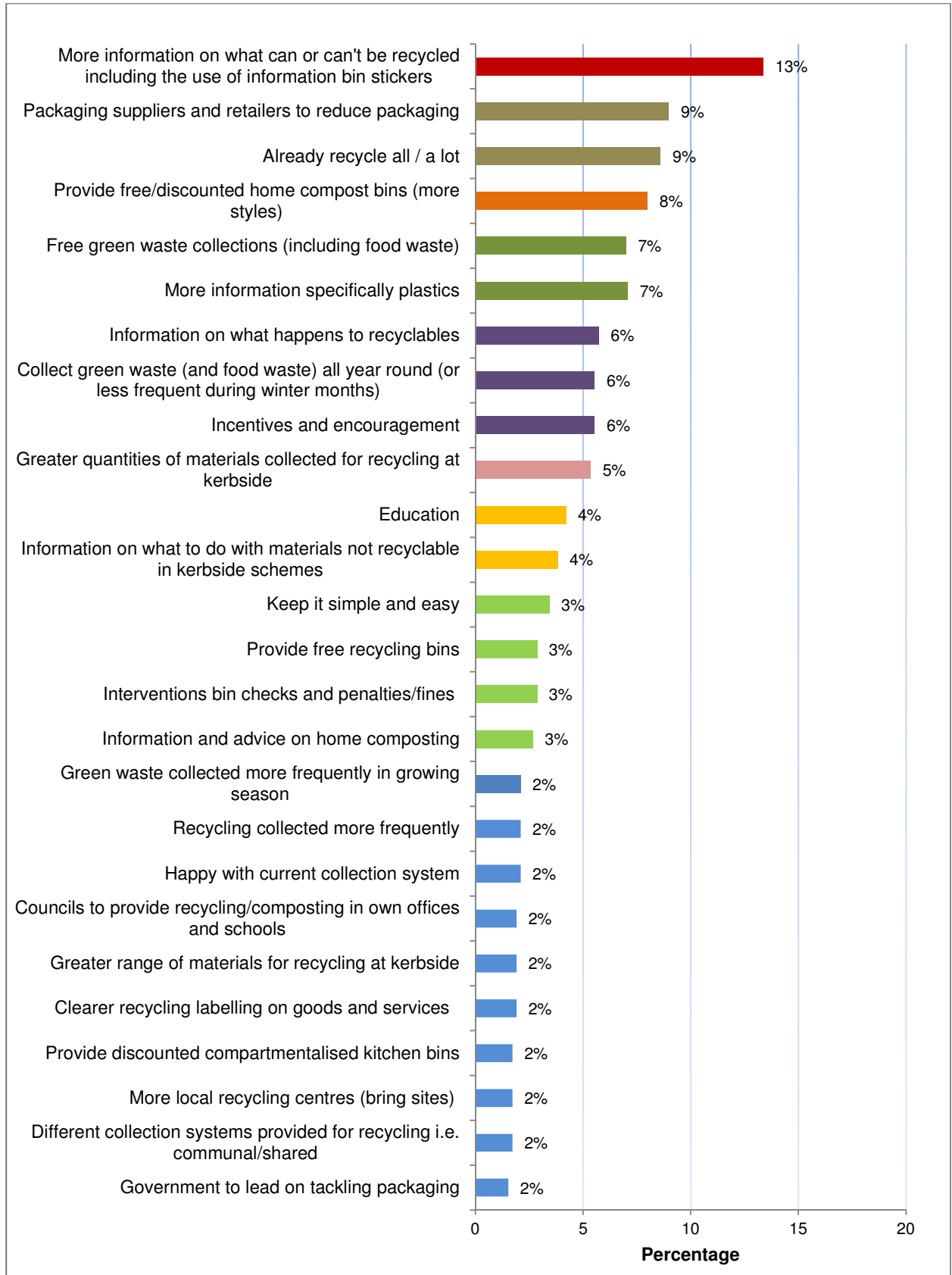
10.5 Resulting Action - The Waste Action Plans have been reviewed and amended accordingly with all councils including an annual review of materials collected for recycling and composting from the kerbside.

10.6 Respondents were asked for any suggestions which would help them to recycle or compost more. The results are presented in Figure 28. The most popular options selected were:

- More information on what can and can't be recycled in kerbside schemes (13%).
- Packaging to be reduced by suppliers and retailers (9%).
- Provide free or discounted home compost bins (8%).
- Provide free green waste collections (including food waste) (7%).

- Provide more information specifically on what plastics can be recycled (7%).

Figure 28 - Q6 Comments made on what would help people to recycle or compost more



- 10.7 Recommendation - The suggestions be reviewed to see if any could be implemented or considered for the future.
- 10.8 Resulting Action - The suggestions have been reviewed by the councils. A number of the suggestions are already taking place. For future communications work on kerbside recycling and composting schemes the inclusion of information on what can't be included and more information on what plastics are accepted will be considered and implemented where appropriate.

11. Ways to Reuse Waste

11.1 Respondents were requested to select three activities that they thought were the most important for the councils to do to help reuse waste. 1,512 people responded to this question. Figure 29 presents the results.

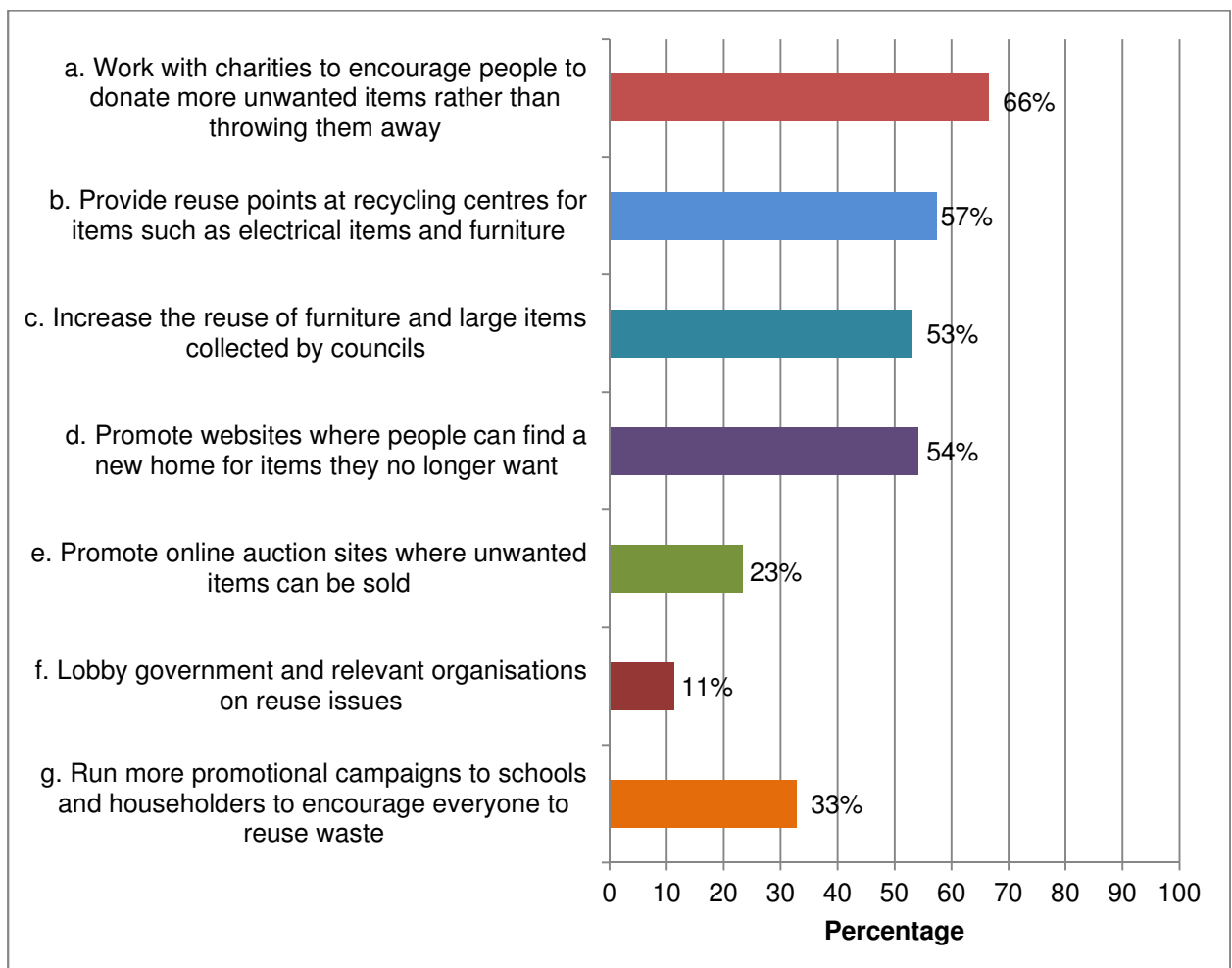
11.2 The overall top three activities selected to help reuse waste were:

- a. Work with charities to encourage people to donate more unwanted items rather than throwing them away. (1,005 responses)
- b. Provide reuse points at recycling centres for items such as electrical items and furniture. (867 responses)
- d. Promote websites where people can find a new home for items they no longer want. (819 responses)

Followed closely by:

- c. Increase the reuse of furniture and large items collected by councils. (800 responses)

Figure 29 - Question 7 Ways to Reuse Waste



11.3 The results were analysed further for each council to establish if there were any differences in the options selected by respondents from each council area. The results are shown in the Figure 30-38. For each council the same top four options were selected (a, b, d and c) albeit in a slightly different order.

11.4 There were no options which were not selected. The least selected activities were:

f. Lobby government and relevant organisations on reuse issues.
(171 responses)

e. Promote online auction sites where unwanted items can be sold.
(353 responses)

Figure 30 - Question 7 Ways to Reuse Waste – Amber Valley (190 respondents)

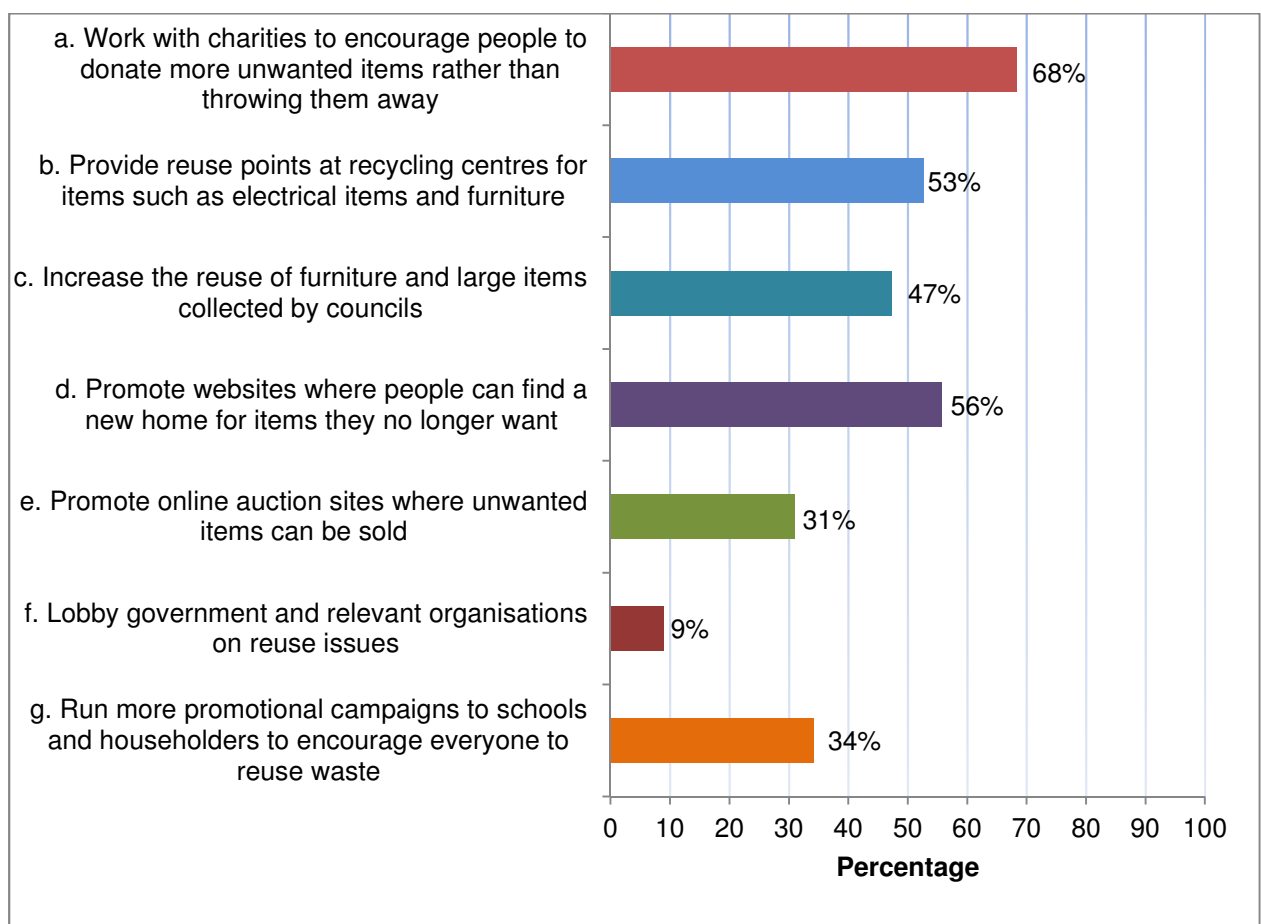


Figure 31 - Question 7 Ways to Reuse Waste – Bolsover (95 respondents)

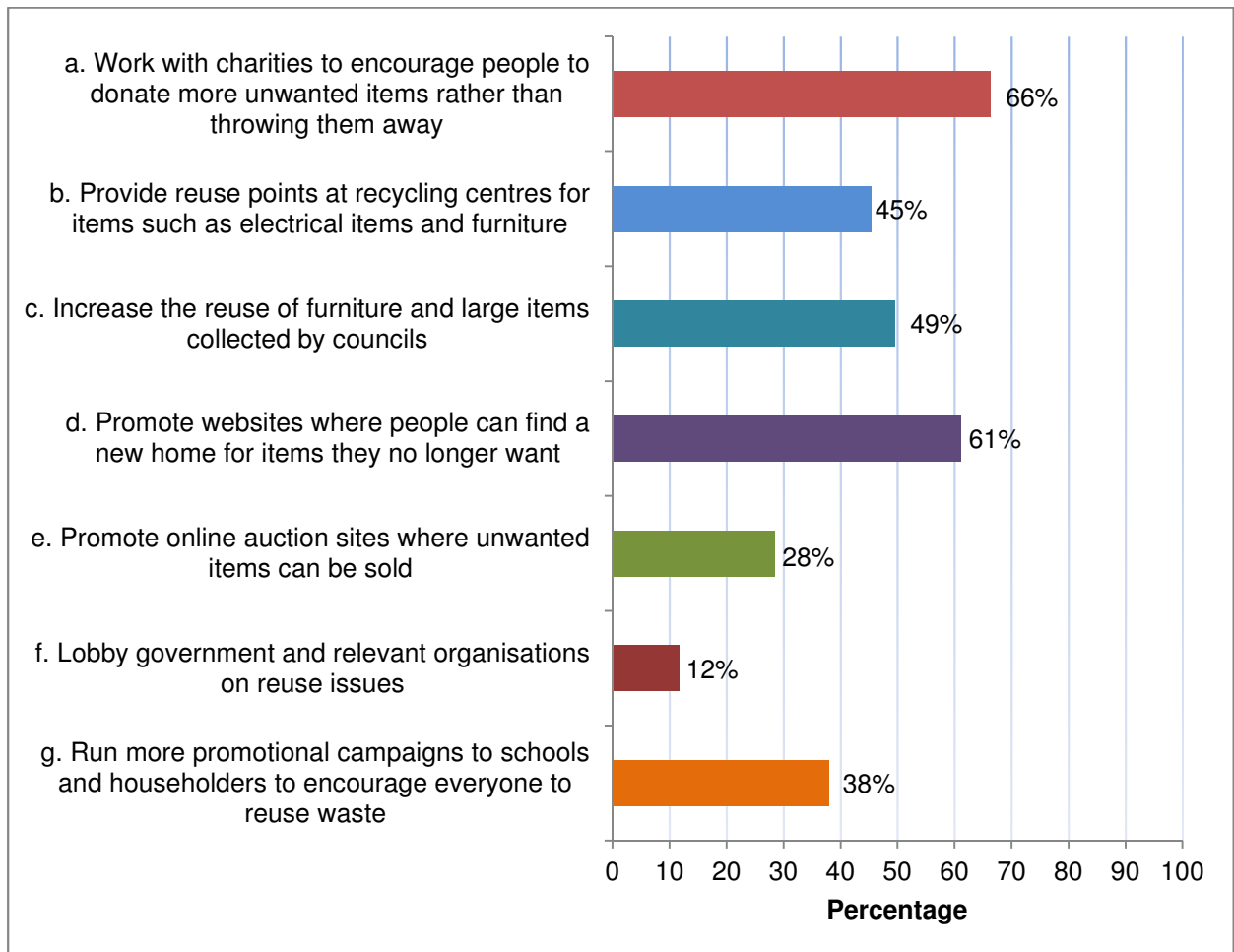


Figure 32 - Question 7 Ways to Reuse Waste – Chesterfield (163 respondents)

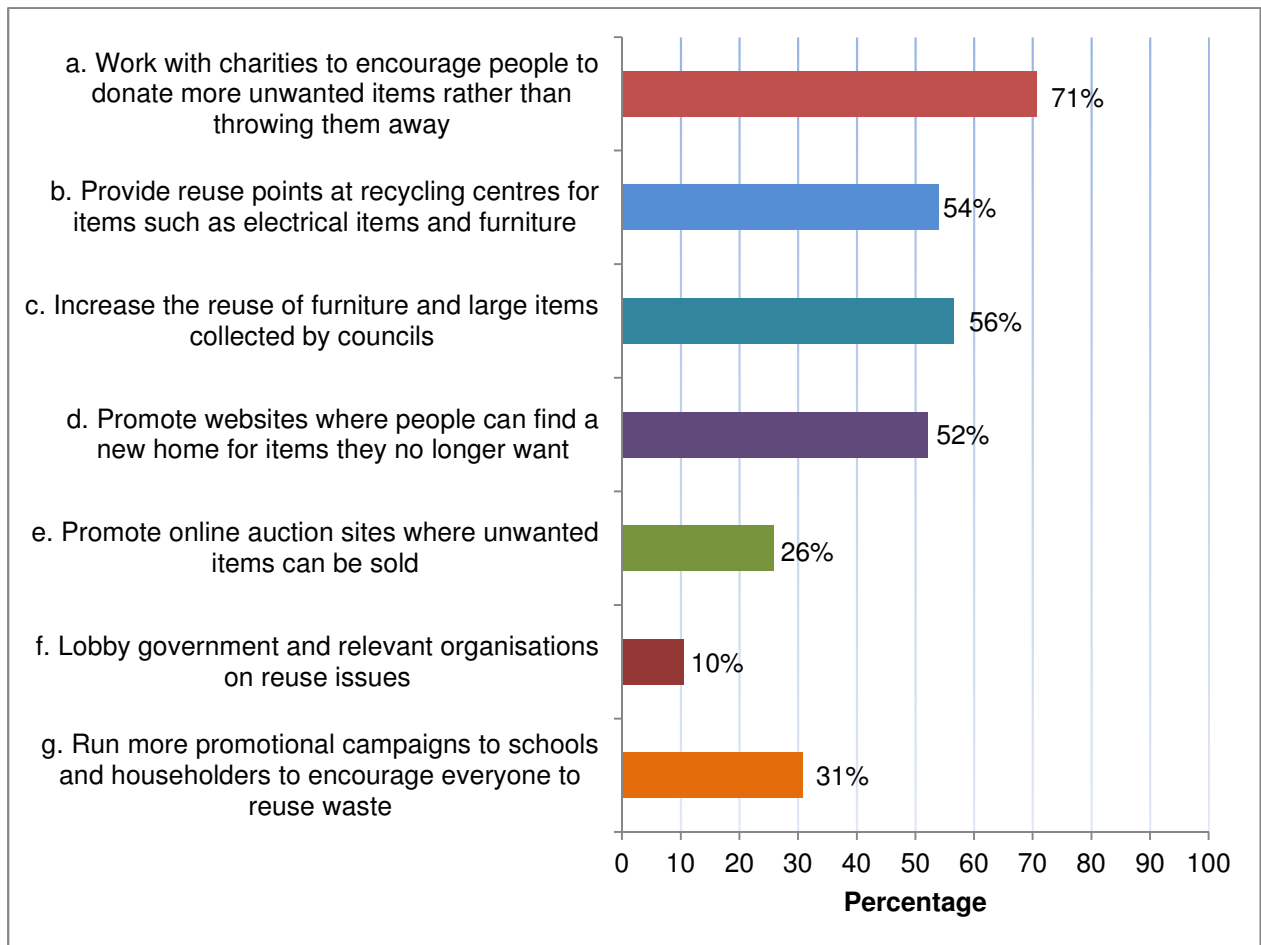
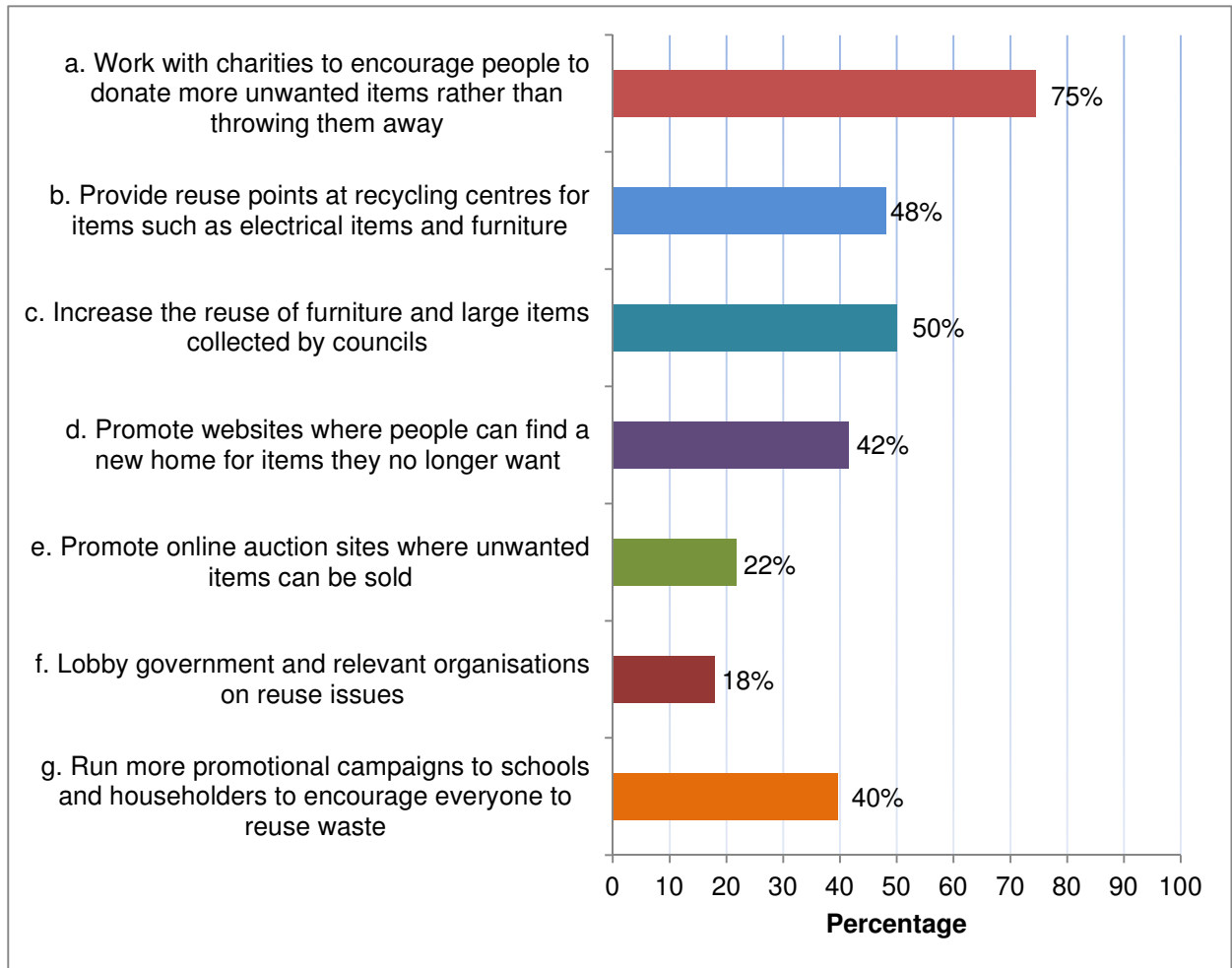
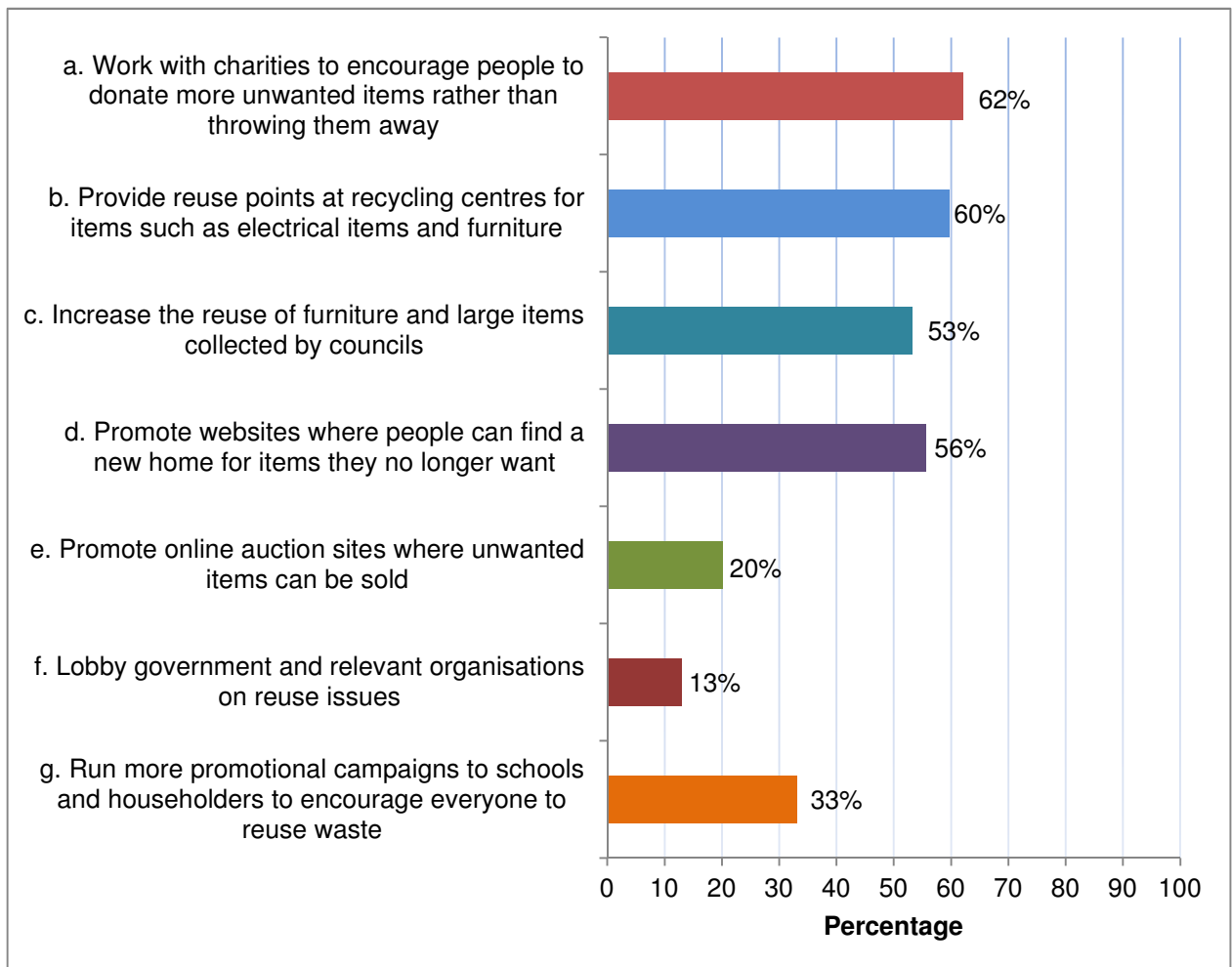


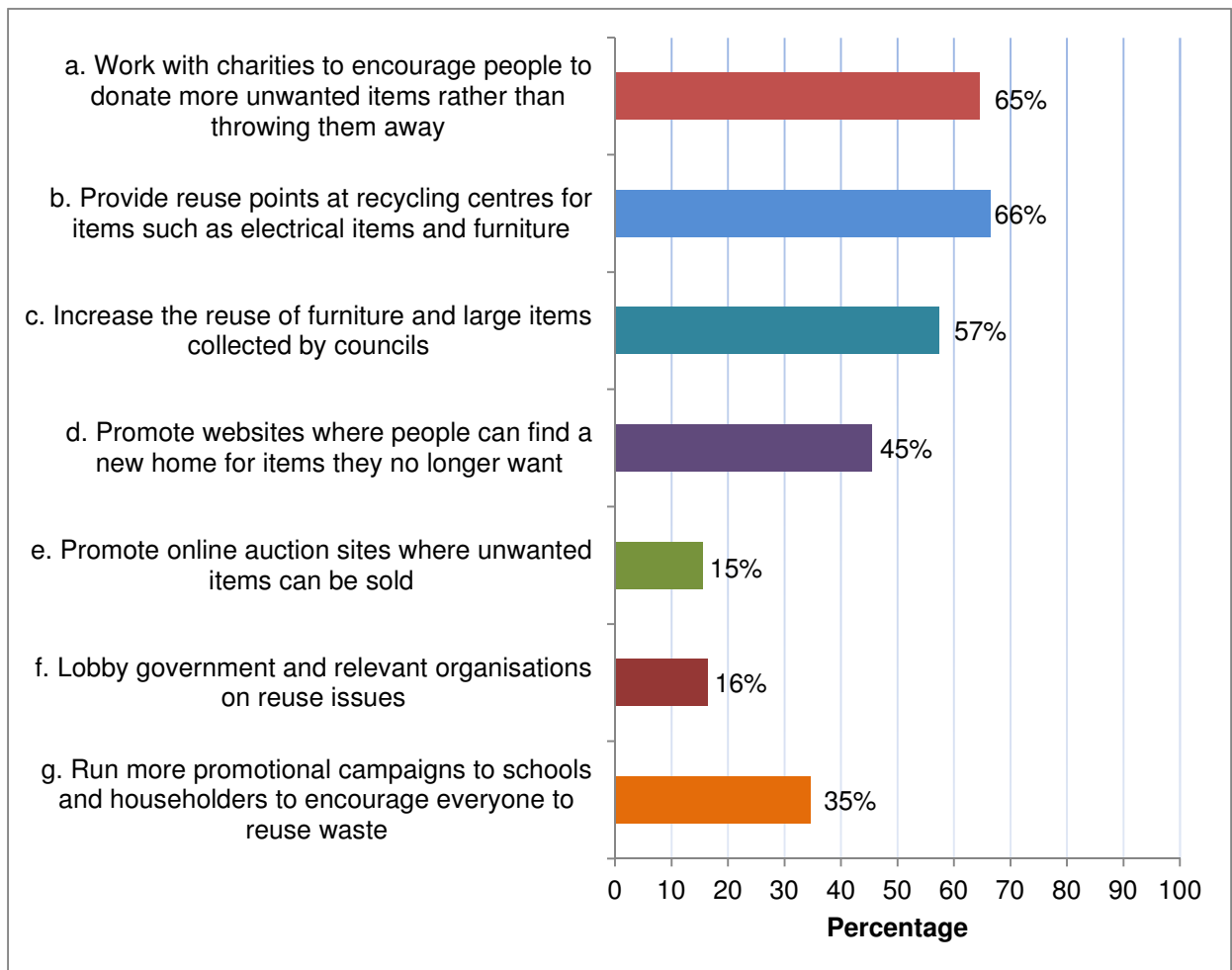
Figure 33 - Question 7 Ways to Reuse Waste – Derby (106 respondents)



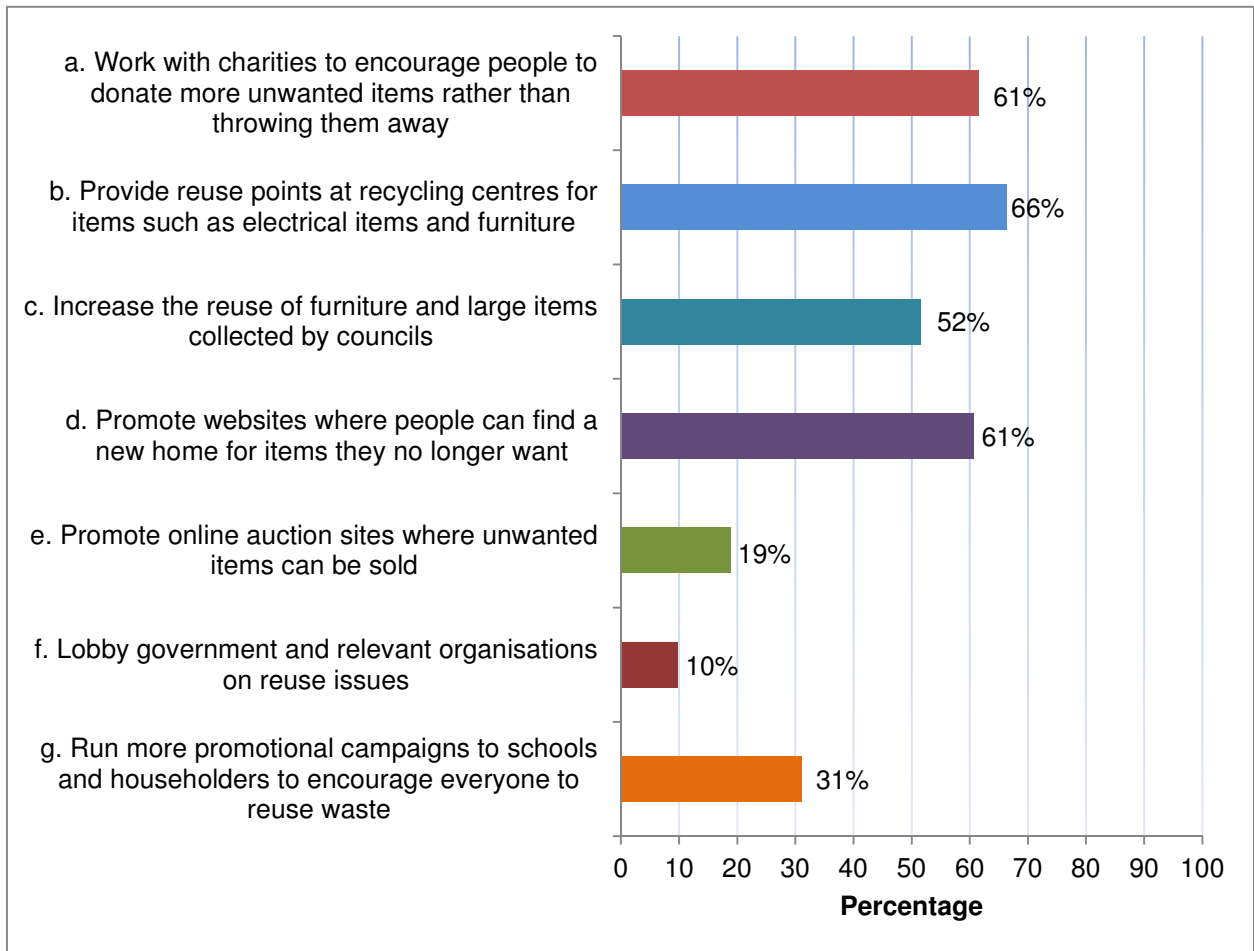
**Figure 34 - Question 7 Ways to Reuse Waste – Derbyshire Dales
(323 respondents)**



**Figure 35 - Question 7 Ways to Reuse Waste – Erewash
(110 respondents)**



**Figure 36 - Question 7 Ways to Reuse Waste – High Peak
(122 respondents)**



**Figure 37 - Question 7 Ways to Reuse Waste – North East
(176 respondents)**

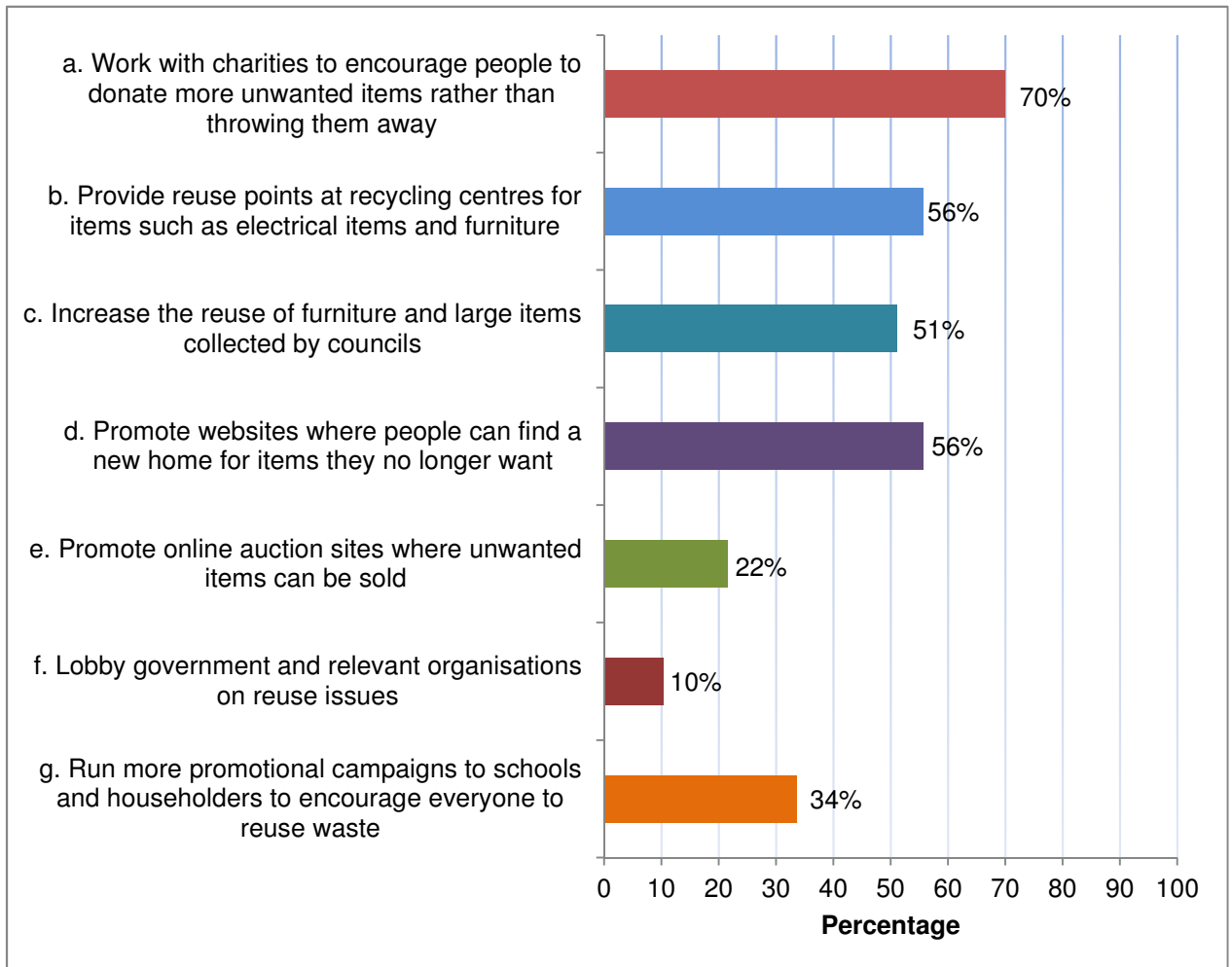
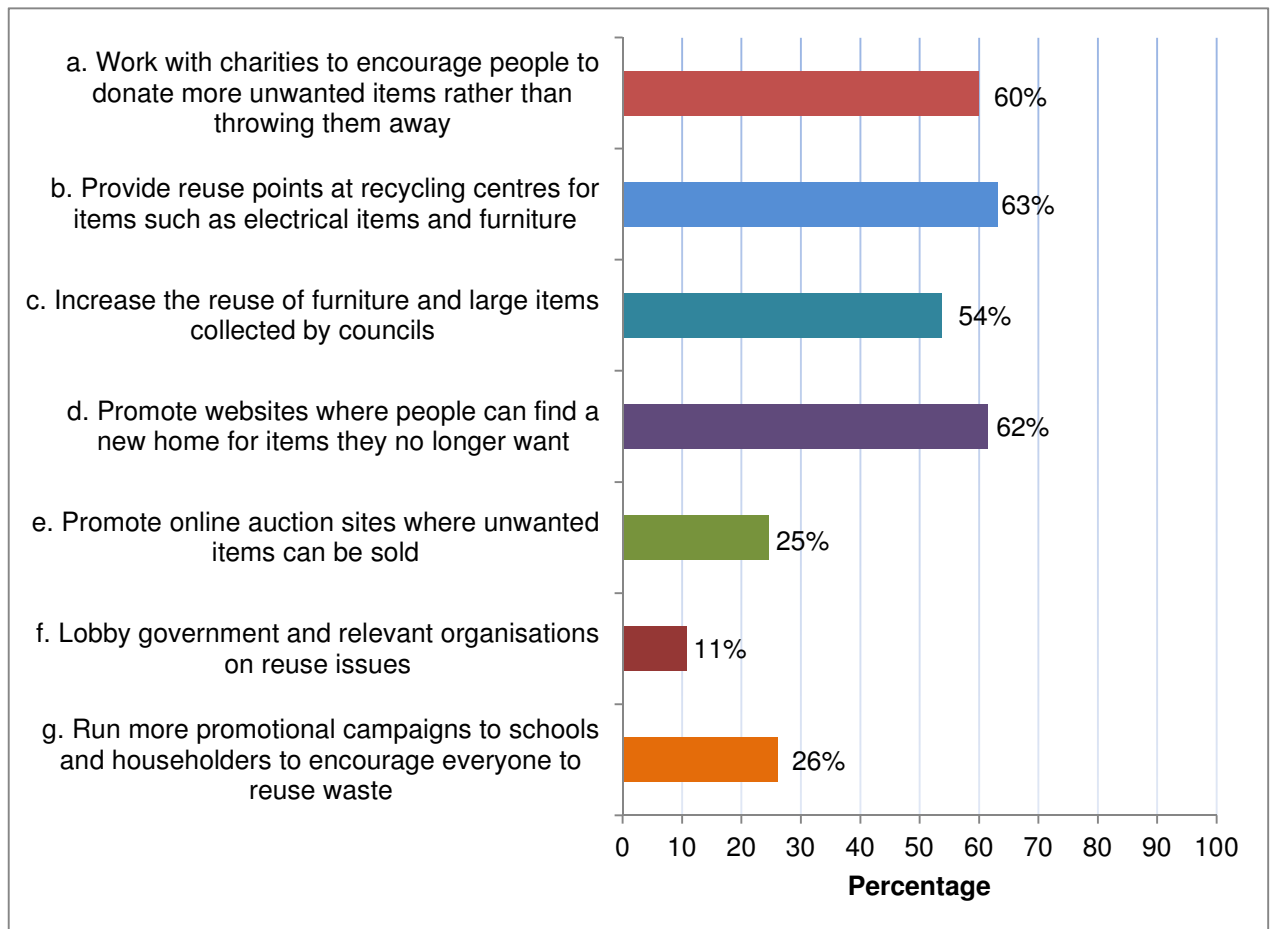


Figure 38 - Question 7 Ways to Reuse Waste – South Derbyshire (65 respondents)



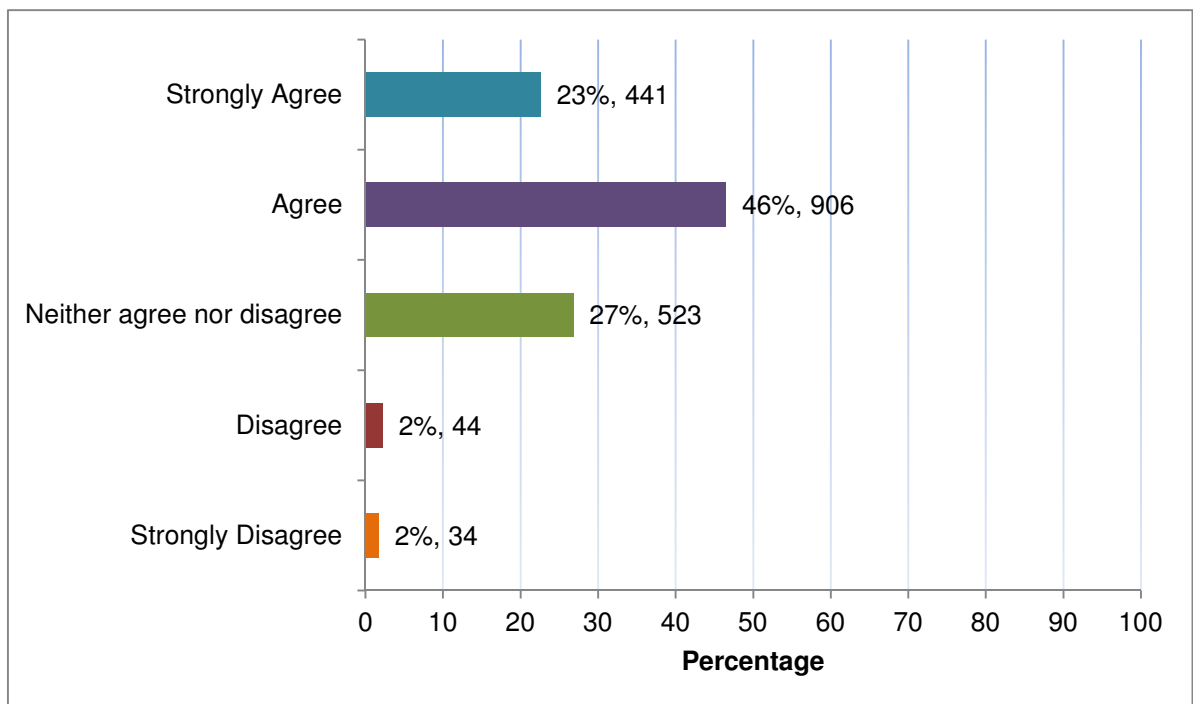
11.5 Recommendation - The Waste Action Plans be reviewed and modified where necessary to ensure that they prioritise the most frequently selected activities to help waste to be reused.

11.6 Resulting Action - The Waste Action Plans have been reviewed and amended to ensure that they incorporate the top activities selected into the priorities for action over the next five years. The Council Waste Action Plans will be reviewed annually.

12. Local Councils' Waste Action Plans

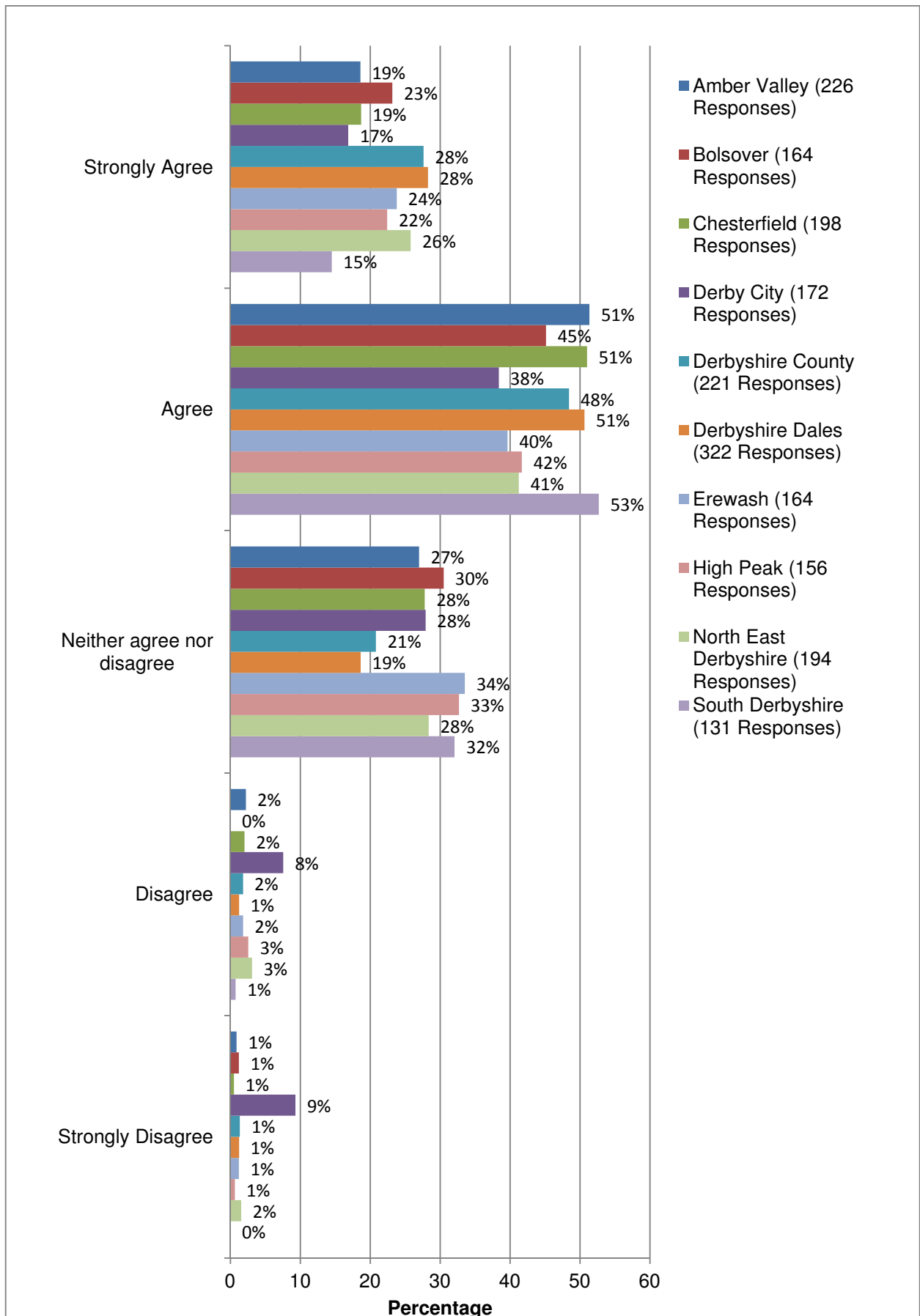
- 12.1 Question 8 asked how strongly respondents agreed or disagreed with the draft Waste Action Plans for each of the ten councils in Derbyshire and Derby City. Respondents could give their views on as many of the draft Waste Action Plans as they wished to and could also indicate whether they had not read a plan. 282 respondents did not respond to this question.
- 12.2 The overall response received to the Waste Action Plans was positive, as shown in Figure 39, with 69% of the 1,948 responses received either being that of strongly agree or agree, 27% neither agree nor disagree or 4% disagree or strongly disagree. 2,757 responses of not read were received.

Figure 39 - Question 8 Overall response to the Waste Action Plans



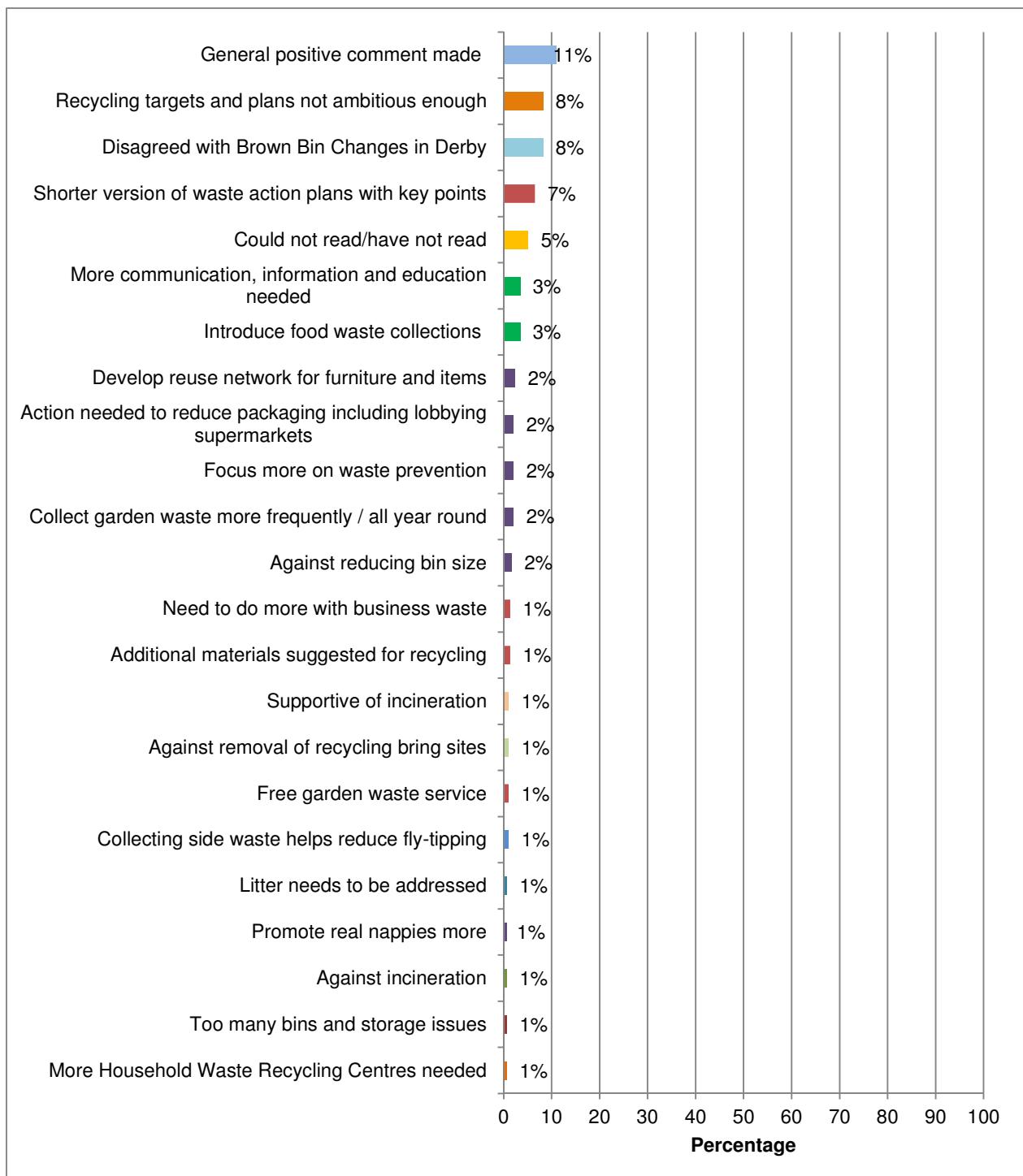
- 12.3 The responses were analysed further for each council to establish if there were any differences in responses to the individual Council Waste Action Plans. The results are presented in Figure 40. The response to each plan was positive with respondents mainly either strongly agreeing, agreeing or neither agreeing or disagreeing.

Figure 40 - Question 8 Comments made on Council Waste Action Plans



12.4 Respondents were given the opportunity to comment on their local Council Waste Action Plans. 292 respondents made a comment. The comments made were wide ranging and often echoed comments made to other questions. Figure 41 presents the main comments which were made. 11% of respondents made a positive comment about the Waste Action Plans. 8% commented that the recycling and composting targets and plans could have been more ambitious. 7% commented that a short summary of key points in the waste actions plans would have been useful.

Figure 41 - Question 8 Comments made on the Council Waste Action



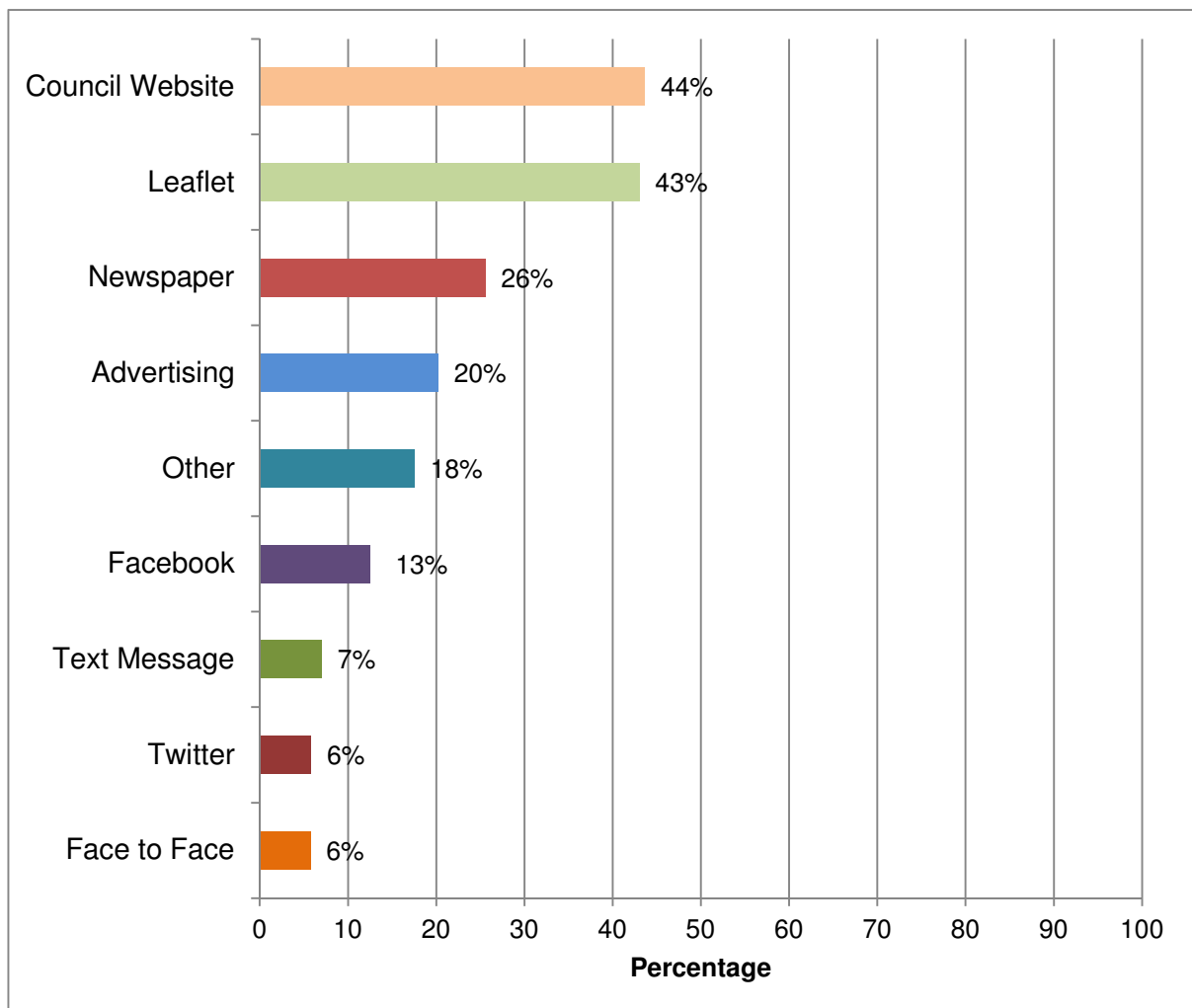
Plans

- 12.5 Recommendation - The comments received will be reviewed and considered by the relevant councils.
- 12.6 Resulting Action - The suggestions have been reviewed by the councils and the Waste Action Plans modified where necessary. Targets and progress made will be reviewed annually and will take account of changes in contract arrangements and recycling and composting services provided.

13. Receiving Information on Waste Prevention, Reuse, Recycling and Composting in the Future

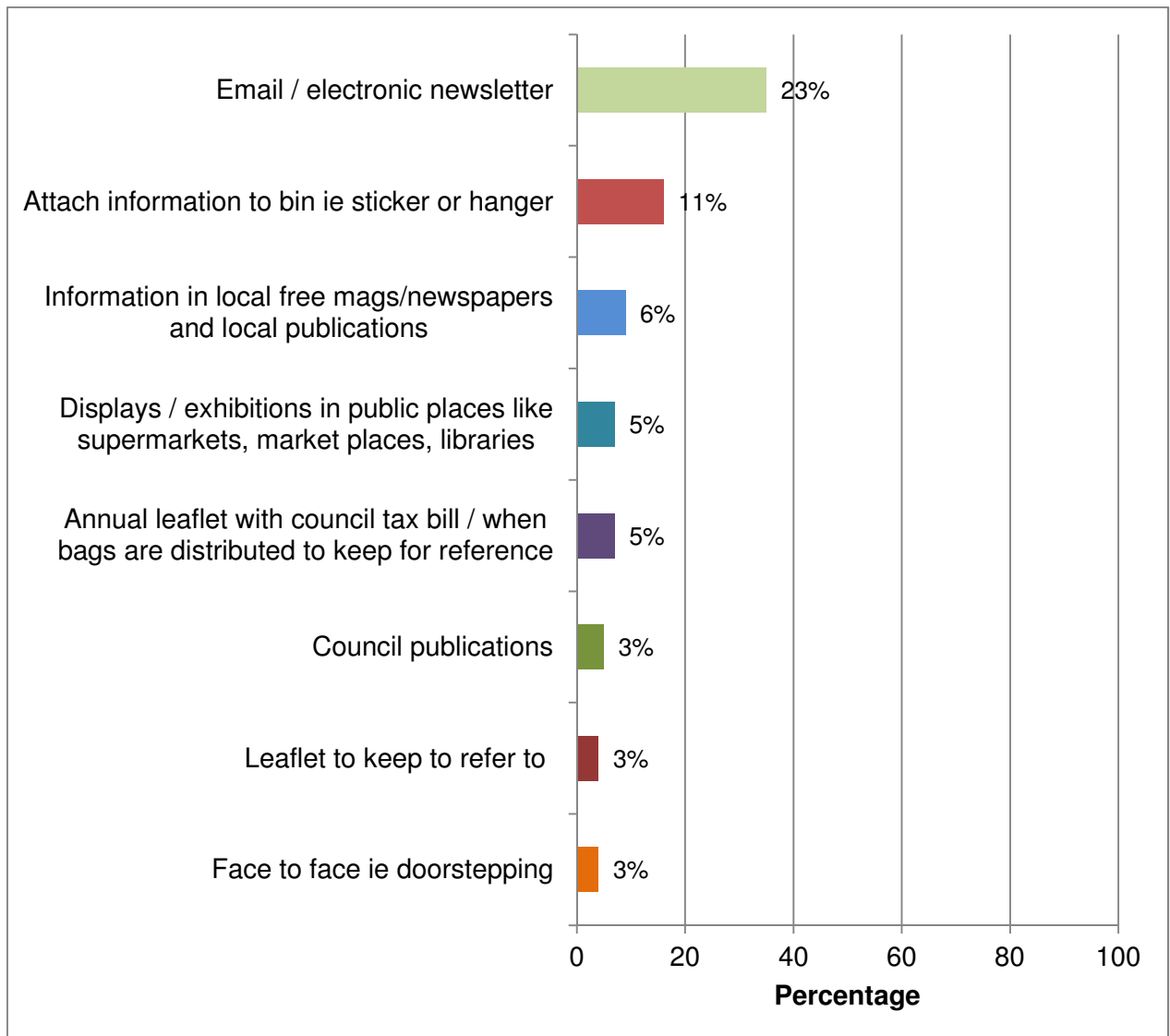
13.1 In question 9 respondents were asked to select their preferred method of receiving information on waste prevention, reuse, and recycling and composting. Multiple methods could be selected. The results are presented in Figure 42 with the most popular methods being through council websites and leaflets.

Figure 42 - Question 9 Preferred methods of receiving information on waste prevention, reuse, and recycling and composting



13.2 Respondents could specify other ways for receiving information. 152 suggestions were made with the most frequently suggested being presented in Figure 43. The most popular method suggested was email or an electronic newsletter followed by and information/stickers on wheelie bins.

Figure 43 - Other methods of receiving information



13.3 Recommendation - The most frequently selected methods of communication and suggestions made will be reviewed.

13.4 Resulting Action - The councils are already using most of the methods of communication identified. For future communications work the most frequently chosen options will be considered and implemented where appropriate.

14. Response from Other Stakeholders

14.1 In addition to the 1,636 completed consultation questionnaires, responses were received from a number of statutory and non-statutory consultees.

14.2 Statutory Consultees

14.2.1 Letters were received from Natural England, English Heritage and the Peak District National Park Authority. No response was received from the Environment Agency. Of the statutory consultees who responded all were generally supportive of the approach taken in the proposed Strategy with no concerns being raised.

14.3 Non-statutory Consultees

14.3.1 Letters were received from two non-statutory consultees on the Strategy; Friends of the Earth Derby and South Derbyshire and Sustainable Youlgrave in which comments were made and some concerns raised. Full responses are provided in the Strategic Environmental Assessment Environment Report.

14.3.2 The response received from Friends of the Earth Derby and South Derbyshire made comment that the Strategy recycling and composting target should be increased from 55% to 75% by 2020. A comment was made which questioned whether the councils would be able implement waste initiatives stating that waste would be needed to meet contract requirements of a new waste treatment facility (WTF) currently being built in Sinfyn, Derby under a long term waste management contract which Derbyshire County Council and Derby City Council has with Resource Recovery Solutions (Derbyshire) Ltd to manage residual waste. Also that residual waste going to the WTF would contain recyclables due to changes in recycling collections within Derby City. Other comments made related specifically to this contract.

14.3.4 The response from Sustainable Youlgrave (SY) welcomed the Strategy's approach to the higher priority being placed on waste prevention and minimisation, including home composting, and the inclusion of options to lobby Government on waste issues. Concerns were however expressed over the option for the reduction of the residual bin size, to help encourage waste prevention, during the time of scarce financial resources to replace existing bins with smaller bins. Support was given to the proposals for the non-collection of waste placed by the side of residual waste bins. More ambitious and onerous vision and associated targets were requested. SY also suggested that the Strategy gave greater importance to aerobic composting than to anaerobic digestion (AD) and was therefore not in line

with national policy. SY welcomed any opportunities for the Derbyshire Councils to support, where possible, the development of AD both on the macro and micro scale in Derbyshire.

- 14.3.5 Recommendation - The support from the Statutory Consultees is noted. Comments and concerns raised by Friends of the Earth Derby and South Derbyshire and Sustainable Youlgrave will be considered.
- 14.3.6 Resulting Action - The comments and concerns have been considered. The Waste Strategy review has focused on the upper level of the waste hierarchy (waste prevention, reuse and recycling and composting) and has therefore not included waste treatment and disposal options. The recycling and composting target proposed of 55% or greater by 2020 is considered challenging and exceeds the Government's target of 50%. The proposed vision and objectives will help to deliver a sustainable waste management service for Derbyshire and Derby City.

15. Conclusion

- 15.1 The findings, recommendations and resulting actions are summarised in section 1. The consultation findings and views expressed have confirmed a broad acceptance and support for the Waste Strategy. The Strategy will provide a framework for the councils of Derbyshire to deliver a sustainable waste management service in Derbyshire and Derby City.

Appendices

Appendix 1 - Derbyshire Questionnaire Booklet

Tell us what
you think for a
chance to win £50*
www.derbyshire.gov.uk/dealingwithwaste
*Usual T&Cs apply.



Dealing with Derbyshire's Waste

Reducing, reusing and recycling
in the future



High Peak Borough Council
working for our community

Dealing with Derbyshire's Waste

Did you know we produce around 450,000 tonnes of household waste per year in Derby and Derbyshire – that's enough to fill 160 Olympic size swimming pools!

Households are throwing away less waste than they used to and recycling and composting more.

But there's still around 245,000 tonnes of waste per year being thrown into general household bins even though around half of it could have been recycled or composted.

Waste in your general waste bin goes to landfill costing council tax payers £22.7 million per year.

The County Council is facing difficult financial times and needs to save £157m over next five years. If we all reduce, reuse, recycle and compost more of our waste, less will be sent to landfill which will help to make some of the financial savings needed.


The councils currently recycle and compost 45.5% of household waste and aim to reach 55% by 2020.

The plan for dealing with Derbyshire's waste (the Joint Municipal Waste Management Strategy) has been updated. The strategy will make sure everything is being done to help households prevent waste being produced in the first place as well as reuse, recycle and compost more. The key points from the strategy are included in this booklet on pages 3-6.

Please fill in the questionnaire to let us know what you think or complete it online at www.derbyshire.gov.uk/dealingwithwaste

Your views are important and everyone who takes part can enter a free prize draw for the chance to win £50. Closing date for receiving responses is the 14 February 2014.

The full draft strategy can be found at www.derbyshire.gov.uk/wastestrategy along with an action plan by each council and other supporting documents.



What we've been doing

Good progress has been made since the last strategy was drawn up in 2006.

- You've increased our recycling rate from 32.2% in 2006/7 to 45.5% in 2012/13.
- District and borough councils have improved recycling collection services.
- Derbyshire County Council has opened new recycling centres at Ashbourne, Buxton, Bolsover and Northwood (Darley Dale) and a new composting plant in Buxton and one is currently being built near Chesterfield.

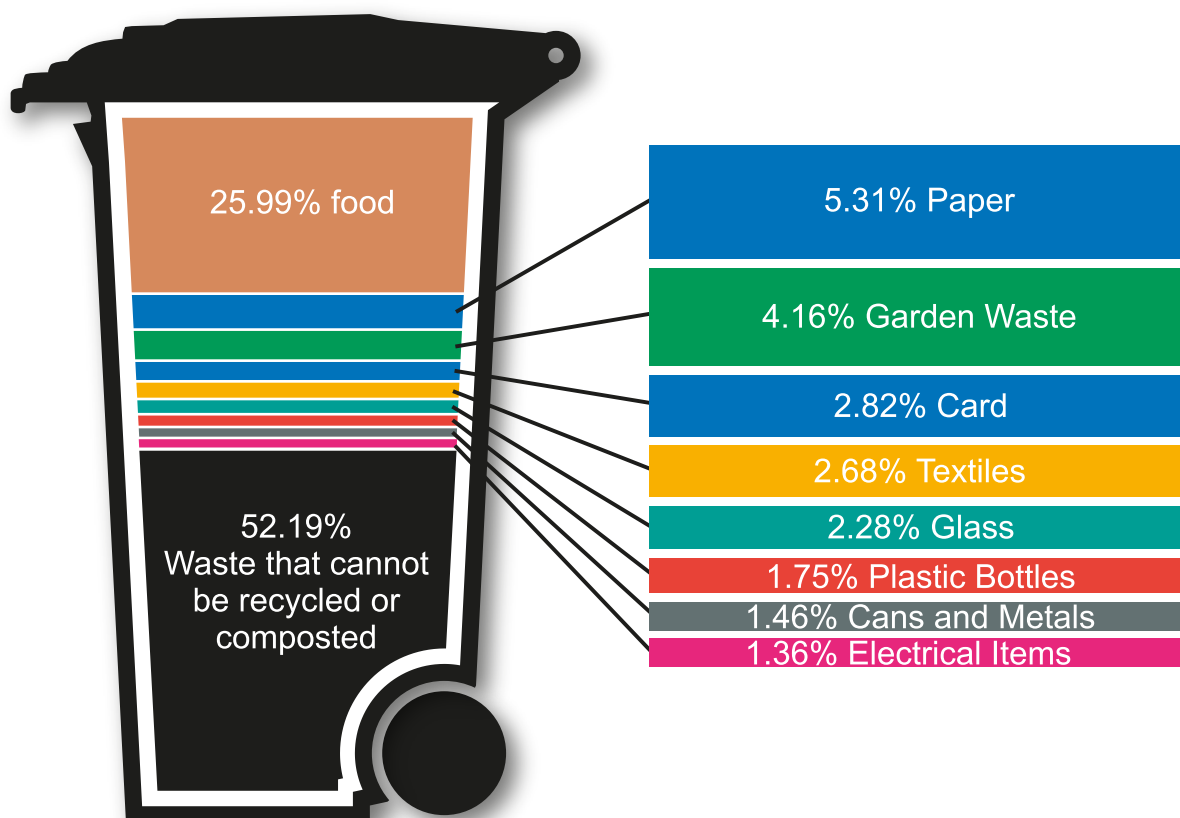
What are you throwing away?

Most householders in Derby and Derbyshire recycle paper, cardboard, glass, cans, plastic bottles and garden waste at the kerbside. But some people are still putting things which could be recycled into their general waste bin.

Derbyshire's waste bin

Based on a survey of bins in 2011 around 89,000 tonnes of waste is sent to landfill from homes in the county each year which could have been recycled or composted using kerbside collections. That's enough to fill 32 Olympic size swimming pools.

Here is the average contents of a typical general waste bin in Derbyshire. Nearly half of it could have been recycled or composted.



Vision and Objectives of the Waste Strategy

Our vision:

The Derbyshire and Derby City Joint Municipal Waste Management Strategy aims to deliver a sustainable waste management service.

Our objectives:

The strategy will deliver:

- reduced waste
- increased reuse and recycling/composting of waste
- reduced waste to landfill and gaining greater value from waste that is left over for disposal
- increased public understanding and engagement on waste and recycling leading to high levels of customer satisfaction
- an accessible, efficient, effective and value for money service.

It will also contribute towards:

- improved resource efficiency
- reduced carbon / climate change impacts
- protection of natural resources
- the management of non-household waste
- local self-sufficiency in the management of waste.

1. How strongly do you agree or disagree with the vision and objectives of the strategy?

Please tick one of the following:

- Strongly Agree Agree Neither agree nor disagree Disagree Strongly disagree

Please tell us any comments on the vision and objectives of the strategy.

2. How strongly do you agree or disagree with the target of recycling and composting 55% or more by 2020?

Please tick one of the following:

- Strongly Agree Agree Neither agree nor disagree Disagree Strongly disagree

Ways to Prevent Waste

We all need to prevent waste from being made in the first place.

3. The strategy has identified that the following activities could be developed by the councils in Derbyshire to help you prevent waste.

Alongside each activity is an indication of costs per year as follows



Cost	-££££	£1 million +
	-£££	£1/2 million up to £1 million
	-££	£100,000 up to £1/2 million
	-£	Up to £100,000
	£0	Cost Neutral
Saving	+£	Up to £100,000
	+££	£100,000 up to £1/2 million
	+£££	£1/2 million up to £1 million
	+££££	£1 million +

Please tick the **three** activities that you think are most important for the councils to do.

Activities		Cost	Please tick three
a.	Make bins for general waste smaller to encourage more recycling and composting	-££	
b.	No longer collect extra general waste put at the side of the main bin	-£	
c.	Continue to promote home composting	-£	
d.	Make sure that councils minimise waste being produced within their own organisations	-£	
e.	Encourage people to waste less food by planning meals, only buying and cooking what's needed, storing food properly and using up leftovers	+££	
f.	Run more promotional campaigns to schools and householders to encourage everyone to minimise waste	+£	
g.	Encourage households to help the environment by buying items with less packaging, using reusable bags and buying refill packs and recycled products	+£	
h.	Continue to promote ways people can help reduce the amount of junk mail they receive	+£	
i.	Lobby government and relevant organisations on waste prevention issues	-£	

Ways to Recycle and Compost Waste

A lot of waste sent to landfill could have been recycled or composted.

4. The following activities could be developed by the councils in Derbyshire to help increase recycling and composting. Alongside each activity is an indication of costs.

Please tick the **three** activities that you think are most important for the councils to do.

Activities		Cost	Please tick three
a.	Recycle more waste collected by the councils from businesses	£0	
b.	Collect a greater range of materials for recycling and composting from households and at recycling centres	-£	
c.	Develop incentive or reward schemes for householders to encourage recycling	+£	
d.	Make sure that households know what can be recycled and composted and checking that the right things are in the correct bins	-£	
e.	Run more promotional campaigns to schools and householders to encourage everyone to recycle and compost	-£	
f.	Collect general waste less often (every three weeks) whilst collecting food waste each week and recycling collections as normal	-££££	
g.	Collect recycling from households more often	-££	
h.	Collect food waste from households in a separate container	-£	
i.	Increase the recycling of furniture and large items collected by the councils	£0	
j.	Lobby government and relevant organisations on recycling issues	-£	

5. What would help you to recycle and compost more?

Please tick **all that apply**.

- More information about what and how to recycle and compost
- More information about the benefits of recycling and composting
- Recycling being collected more often
- More materials for recycling and composting being collected at the kerbside (if selected, please specify which materials)

6. If you have any other suggestions which would help you to recycle or compost more please specify them here.

Ways to Reuse Waste

We all need to reuse items more often instead of throwing them away.

7. The following activities could be developed by the councils to help you reuse waste instead of throwing it away. Alongside each activity is an indication of costs.

Please tick the three activities that you think are most important for the councils to do.

	Activities	Cost	Please tick three
a.	Work with charities to encourage people to donate more unwanted items rather than throwing them away	£0	
b.	Provide reuse points at recycling centres for items such as electrical items and furniture	-£	
c.	Increase the reuse of furniture and large items collected by councils	£0	
d.	Promote websites where people can find a new home for items they no longer want	+£	
e.	Promote online auction sites where unwanted items can be sold	+£	
f.	Lobby government and relevant organisations on reuse issues	-£	
g.	Run more promotional campaigns to schools and householders to encourage everyone to reuse waste	+£	

What each council in Derbyshire is doing

We would like your views on the Waste Action Plans of councils in Derbyshire. These state how they will work to prevent waste and increase reuse, recycling and composting over the next few years.

You can view these waste actions plans at www.derbyshire.gov.uk/wastestrategy and at your local library.

8. How strongly do you agree or disagree with your local council's waste action plan?	Not read it	Strongly Agree	Agree	Neither agree nor disagree	Disagree	Strongly disagree
Amber Valley Borough Council						
Bolsover District Council						
Chesterfield Borough Council						
Derbyshire Dales District Council						
Derby City Council						
Erewash Borough Council						
High Peak Borough Council						
North East Derbyshire District Council						
South Derbyshire District Council						
Derbyshire County Council						

Please tell us any comments you have on your local council's waste action plan (specifying which plan your comments relate to).

9. How would you prefer to receive information on waste prevention, reuse, recycling and composting?

Please tick all that apply.

<input type="checkbox"/> Facebook	<input type="checkbox"/> Twitter	<input type="checkbox"/> Leaflet	<input type="checkbox"/> Newspaper	<input type="checkbox"/> Other (please specify)
<input type="checkbox"/> Council Website	<input type="checkbox"/> Text message	<input type="checkbox"/> Advertising (e.g. radio or on buses)	<input type="checkbox"/> Face to Face	

About You

To allow us to compare the responses received by geographical area and also for different demographic groups we would be grateful if you would answer the following questions.

10. How are you responding to this survey?

<input type="checkbox"/> As a resident	<input type="checkbox"/> On behalf of an organisation	<input type="checkbox"/> Other	<input type="text" value="Please specify"/>
<input type="checkbox"/> As a local business	<input type="checkbox"/> On behalf of your local community		

11. Please provide your postcode

12. What is your gender? Male Female

13. Do you consider yourself to have a disability? Yes No

14. What was your age (in years) on your last birthday?

15. What is your ethnic group?

<input type="checkbox"/> White	<input type="checkbox"/> Mixed/multiple ethnic group	<input type="checkbox"/> Other (please specify)
<input type="checkbox"/> Asian/Asian British	<input type="checkbox"/> Black/African/Caribbean/Black British	

If you would like to take part in the prize draw please provide your contact details below.

Name	We will not use your contact details for any other reason or pass them on to any other person or organisation. Your contact details will not be retained with your answers to the questions in the survey.
Address	
Postcode	<p>Thank you for taking part.</p> <p>Please return your completed questionnaire to:</p> <p>Freepost DY 76 Derbyshire County Council, Dealing With Waste, Derbyshire Business Centre County Hall, Matlock, Derbyshire, DE4 3AG</p> <p>Closing date: 14 February 2014</p>
Phone	
Email	

Appendix 2 - Derby Questionnaire Booklet

Dealing with Derby and Derbyshire's Waste

Tell us
what you think
for a chance to
win £50



Dealing with Derby and Derbyshire's Waste

Around 450,000 tonnes of household waste is produced per year in Derby and Derbyshire. That amount of waste could fill 160 Olympic size swimming pools.

Households are throwing away less waste than they used to by recycling and home composting more, but around 245,000 tonnes of waste each year is still being thrown into general household bins. Around half of this waste could have been recycled or home composted.

Your general waste goes to landfill and this costs council tax payers £22.7 million yearly.

Derby City Council and Derbyshire County Council are experiencing difficult financial times and there is a need to make significant savings running into tens of millions of pounds over the next five years. If we all reduce, reuse, recycle and home compost more of our waste, less will be sent to landfill which will help to make some of the financial savings needed.

Together the councils currently recycle and compost 45.5% of household waste and aim to reach 55% by 2020.

The plan for dealing with Derby and Derbyshire's waste is called The Joint Municipal Waste Management Strategy and it has been updated recently. The strategy will help households prevent waste being produced in the first place as well as reduce, reuse, recycle and compost more.

The key points from the strategy are included in this booklet.

Please fill in the questionnaire to let us know what you think or complete it online at www.derby.gov.uk/yourcityyoursay

Your views are important and everyone who takes part can enter a free prize draw for the chance to win £50. The closing date for receiving responses is the **14 February 2014.**

The full draft strategy along with the Waste Action Plans of the councils in Derbyshire can be viewed at the Council House Reception, in your local library or at www.derby.gov.uk/yourcityyoursay

What we've been doing

Good progress has been made since the last strategy was drawn up in 2006.

- You've increased our recycling rate from 32.2% in 2006/7 to 45.5% in 2012/13
- District and borough councils have improved recycling collection services
- Derby City Council has increased from 12.5% recycling in 2003/4 to 45% recycling in 2012/13, and it has also reduced annual collection costs by over £2 million
- Derbyshire County Council has opened new recycling centres at Ashbourne, Buxton, Bolsover and Northwood (Darley Dale) and a new composting plant in Buxton and one is currently being built near Chesterfield.

What are you throwing away?

Most householders in Derby and Derbyshire recycle paper, cardboard, glass, cans, plastic bottles and garden waste, but some people are putting things which could be recycled into their general waste bin and we want to encourage more recycling and home composting as the best options for the environment.

Vision and Objectives of the Waste Strategy

Our vision:

The Derbyshire and Derby City Joint Municipal Waste Management Strategy aims to deliver a sustainable waste management service.

Our objectives:

The strategy will deliver:

- reduced waste
- increased reuse and recycling/composting of waste
- reduced waste to landfill and gaining greater value from waste that is left over for disposal
- increased public understanding and engagement on waste and recycling leading to high levels of customer satisfaction
- an accessible, efficient, effective and value for money service.

It will also contribute towards:

- improved resource efficiency
- reduced carbon/climate change impacts
- protection of natural resources
- the management of non-household waste
- local self-sufficiency in the management of waste.

All of the information you provide will be treated in confidence, please complete all of the questions you are comfortable answering. Please return your completed questionnaire using the Freepost envelope provided by **14 February 2014**. This questionnaire is available online at www.derby.gov.uk/yourcityyoursay - the results and outcomes of this consultation will be published on these web pages too.

Please contact the Waste Management Team at Derby City Council on 0333 200 6981 or email yourcityyoursay@derby.gov.uk if you have any questions about this consultation.

1. How strongly do you agree or disagree with the vision and objectives of the strategy? Please select one option.

- Strongly agree Agree Neither agree nor disagree Disagree Strongly disagree

Please tell us if you have any comments about the vision and objectives of the strategy.

2. How strongly do you agree or disagree with the target of recycling and composting 55% or more of household waste by 2020? Please select one option.

- Strongly agree Agree Neither agree nor disagree Disagree Strongly disagree

Ways to Prevent Waste

We all need to prevent waste from being made in the first place. The strategy has identified that the following activities could be developed by councils in Derbyshire to help you prevent waste. Alongside each activity is an indication of costs per year.

Cost	-££££	£1 million +
	-£££	£1/2 million up to £1 million
	-££	£100,000 up to £1/2 million
	-£	Up to £100,000
	£0	Cost Neutral
Saving	+£	Up to £100,000
	+££	£100,000 up to £1/2 million
	+£££	£1/2 million up to £1 million
	+££££	£1 million +

3. Please select the **three** activities that you think are most important for councils in Derbyshire to do? Please select three options.

- a. Make bins for general waste smaller to encourage more recycling and composting. **-££**
- b. No longer collect extra general waste put at the side of the main bin. **-£**
- c. Continue to promote home composting. **-£**
- d. Make sure that councils minimise waste being produced within their own organisations. **-£**
- e. Encourage people to waste less food by planning meals, only buying and cooking what's needed, storing food properly and using up leftovers. **+££**
- f. Run more promotional campaigns to schools and householders to encourage everyone to minimise waste. **+£**
- g. Encourage households to help the environment by buying items with less packaging, using reusable bags and buying refill packs and recycled products. **+£**
- h. Continue to promote ways people can help reduce the amount of junk mail they receive. **+£**
- i. Lobby government and relevant organisations on waste prevention issues. **-£**

Ways to Recycle and Compost Waste

A lot of waste sent to landfill could have been recycled or composted. The following activities could be developed by councils in Derbyshire to help increase recycling and composting. Alongside each activity is an indication of costs per year.

4. Please select the **three** activities that you think are most important for councils in Derbyshire to do? Please select three options.

- a. Recycle more waste collected by the councils from businesses. £0
- b. Collect a greater range of materials for recycling and composting from households and at recycling centres. -£
- c. Develop incentive or reward schemes for householders to encourage recycling. +£
- d. Make sure that households know what can be recycled and composted and checking that the right things are in the correct bins. -£
- e. Run more promotional campaigns to schools and householders to encourage everyone to recycle and compost. -£
- f. Collect general waste less often (every three weeks) whilst collecting food waste each week and recycling collections as normal. -££££
- g. Collect recycling from households more often. -££
- h. Collect food waste from households in a separate container. -£
- i. Increase the recycling of furniture and large items collected by the councils. £0
- j. Lobby government and relevant organisations on recycling issues. -£

5. What would help you to recycle and compost more? Please select all that apply.

- More information about what and how to recycle and compost
- More information about the benefits of recycling and composting
- Recycling being collected more often
- More materials for recycling and composting being collected at the kerbside

If you've selected 'more materials being collected at the kerbside', please say which materials.

6. If you have any other suggestions that would help you to recycle or compost more please say.

Ways to Reuse Waste

We all need to reuse items more often instead of throwing them away. The following activities could be developed by councils in Derbyshire to help you reuse waste instead of throwing it away. Alongside each activity is an indication of costs per year.

7. Please select the **three** activities that you think are most important for councils in Derbyshire to do? Please select three options.

- a. Work with charities to encourage people to donate more unwanted items rather than throwing them away. **£0**
- b. Provide reuse points at recycling centres for items such as electrical items and furniture. **-£**
- c. Increase the reuse of furniture and large items collected by councils. **£0**
- d. Promote websites where people can find a new home for items they no longer want. **+£**
- e. Promote online auction sites where unwanted items can be sold. **+£**
- f. Lobby government and relevant organisations on reuse issues. **-£**
- g. Run more promotional campaigns to schools and householders to encourage everyone to reuse waste. **+£**

What each council in Derbyshire is doing

We would like your views on the Waste Action Plans of councils in Derbyshire. These state how they will work to prevent waste and increase reuse, recycling and composting over the next few years.

You can view these Waste Action Plans at the Council House Reception, in your local library, or on our website at www.derby.gov.uk/yourcityoursay

8. How strongly do you agree or disagree with your local Council's Waste Action Plan? Please select one option for each.

	Not read it	Strongly agree	Agree	Neither agree nor disagree	Disagree	Strongly disagree
Amber Valley Borough Council	<input type="checkbox"/>	<input type="checkbox"/>	<input type="checkbox"/>	<input type="checkbox"/>	<input type="checkbox"/>	<input type="checkbox"/>
Bolsover District Council	<input type="checkbox"/>	<input type="checkbox"/>	<input type="checkbox"/>	<input type="checkbox"/>	<input type="checkbox"/>	<input type="checkbox"/>
Chesterfield Borough Council	<input type="checkbox"/>	<input type="checkbox"/>	<input type="checkbox"/>	<input type="checkbox"/>	<input type="checkbox"/>	<input type="checkbox"/>
Derbyshire Dales District Council	<input type="checkbox"/>	<input type="checkbox"/>	<input type="checkbox"/>	<input type="checkbox"/>	<input type="checkbox"/>	<input type="checkbox"/>
Derby City Council	<input type="checkbox"/>	<input type="checkbox"/>	<input type="checkbox"/>	<input type="checkbox"/>	<input type="checkbox"/>	<input type="checkbox"/>
Erewash Borough Council	<input type="checkbox"/>	<input type="checkbox"/>	<input type="checkbox"/>	<input type="checkbox"/>	<input type="checkbox"/>	<input type="checkbox"/>
High Peak Borough Council	<input type="checkbox"/>	<input type="checkbox"/>	<input type="checkbox"/>	<input type="checkbox"/>	<input type="checkbox"/>	<input type="checkbox"/>
North East Derbyshire District Council	<input type="checkbox"/>	<input type="checkbox"/>	<input type="checkbox"/>	<input type="checkbox"/>	<input type="checkbox"/>	<input type="checkbox"/>
South Derbyshire District Council	<input type="checkbox"/>	<input type="checkbox"/>	<input type="checkbox"/>	<input type="checkbox"/>	<input type="checkbox"/>	<input type="checkbox"/>
Derbyshire County Council	<input type="checkbox"/>	<input type="checkbox"/>	<input type="checkbox"/>	<input type="checkbox"/>	<input type="checkbox"/>	<input type="checkbox"/>

Please tell us any comments you have on your local council's Waste Action Plan. Please tell us which Plan your comments relate to.

9. How would you prefer to receive information on waste prevention, reuse, recycling and composting? Please select all that apply.

- | | | |
|--|--|---------------------------------------|
| <input type="checkbox"/> Facebook | <input type="checkbox"/> Leaflet | <input type="checkbox"/> Face-to-face |
| <input type="checkbox"/> Council website | <input type="checkbox"/> Advertising for example, on radio or on buses | <input type="checkbox"/> Other |
| <input type="checkbox"/> Twitter | | |
| <input type="checkbox"/> Text message | <input type="checkbox"/> Newspaper | |

Other, please say

About you

The next few questions will help us to make sure that we hear everyone's views, whatever your age or background. This will help us to understand how representative the response we receive is of people living in Derby and Derbyshire as well as the views of different groups of people.

10. Are you responding to this survey... Please select all that apply.

- as a resident?
- as a local business?
- on behalf of an organisation?
- on behalf of your local community?
- other?

Other, please say

11. Please tell us your postcode.

If you are responding to this consultation as a resident...

12. Are you... Please select one option.

- Male? Female?

**13. Do you consider yourself to be a disabled person?
Please select one option.**

- Yes No

**14. What was your age on your last birthday?
Please tell us your age in years.**

15. To which group do you consider you belong? Please select one option.

- | | |
|--|--|
| <input type="checkbox"/> Asian or Asian British - Indian | <input type="checkbox"/> Dual Heritage - White and Black African |
| <input type="checkbox"/> Asian or Asian British - Pakistani | <input type="checkbox"/> Dual Heritage - White and Asian |
| <input type="checkbox"/> Asian or Asian British - Bangladeshi | <input type="checkbox"/> Any other Dual Heritage background |
| <input type="checkbox"/> Asian or Asian British - Chinese | <input type="checkbox"/> White - English / Welsh / Scottish / Northern Irish / British |
| <input type="checkbox"/> Any other Asian background | <input type="checkbox"/> White - Irish |
| <input type="checkbox"/> Black or Black British - African | <input type="checkbox"/> White - Gypsy or Irish Traveller |
| <input type="checkbox"/> Black or Black British - Caribbean | <input type="checkbox"/> Any other White background |
| <input type="checkbox"/> Any other Black background | <input type="checkbox"/> Other ethnic group - Arab |
| <input type="checkbox"/> Dual Heritage - White and Black Caribbean | <input type="checkbox"/> Any other ethnic group |

If you have selected one of the 'Any other background' options, please give further details.



All information provided will be treated in accordance with the Data Protection Act 1998. We will share the information you give with Derbyshire County Council and use it to help develop the Derbyshire and Derby City Joint Municipal Waste Management Strategy and Action Plans. We will only use your contact details to administer the prize draw.

If you would like to take part in our prize draw for your chance to win £50, please tell us your...

16. Name

17. Address *

18. Postcode *

19. Phone number *

20. e-mail address *

* We only need this information if you are happy for us to contact you in this way. Your comments will still be taken on board if you do not supply your contact details.

Thank you for taking the time to fill in this questionnaire.

Please return your completed questionnaire using the Freepost envelope provided, you don't need a stamp - or you can return it using your own envelope addressed to:

**Policy, Research and Engagement
Derby City Council
FREEPOST
MID24259
DERBY
DE1 2BR**

**We can give you this information in any other way, style or language that will help you access it. Please contact us on: 0333 200 6981
Minicom: 01332 640666**

Polish

Aby ułatwić Państwu dostęp do tych informacji, możemy je Państwu przekazać w innym formacie, stylu lub języku.


Prosimy o kontakt: 0333 200 6981 Tel. tekstowy: 01332 640666

Punjabi

ਇਹ ਜਾਣਕਾਰੀ ਅਸੀਂ ਤੁਹਾਨੂੰ ਕਿਸੇ ਵੀ ਹੋਰ ਤਰੀਕੇ ਨਾਲ, ਕਿਸੇ ਵੀ ਹੋਰ ਰੂਪ ਜਾਂ ਬੋਲੀ ਵਿੱਚ ਦੇ ਸਕਦੇ ਹਾਂ, ਜਿਹੜੀ ਇਸ ਤੱਕ ਪਹੁੰਚ ਕਰਨ ਵਿੱਚ ਤੁਹਾਡੀ ਸਹਾਇਤਾ ਕਰ ਸਕਦੀ ਹੋਵੇ। ਕਿਰਪਾ ਕਰਕੇ ਸਾਡੇ ਨਾਲ ਟੈਲੀਫੋਨ 0333 200 6981 ਮਿਨੀਕਮ 01332 640666 ਤੇ ਸੰਪਰਕ ਕਰੋ।

Urdu

یہ معلومات ہم آپ کو کسی دیگر ایسے طریقے، انداز اور زبان میں مہیا کر سکتے ہیں جو اس تک رسائی میں آپ کی مدد کرے۔ براہ کرا 0333 200 6981 پر ہم سے رابطہ کریں۔
منی کام 01332 640666



Derby City Council

Derby City Council The Council House Corporation Street Derby DE1 2FS
www.derby.gov.uk

Appendix 3 - Location of Strategy Consultation Events

Date	Location
13 January 2014	Ripley Library
15 January 2014	Etwall Library Melbourne Library Etwall Leisure Centre
16 January 2014	Ilkeston Library Ilkeston Victoria Park Leisure Centre
17 January 2014	Chesterfield Library Chesterfield Queens Park Leisure Centre
20 January 2014	Swadlincote Leisure Centre Swadlincote Library
21 January 2014	Wirksworth Library Matlock ARC Leisure Centre
23 January 2014	South Normanton Library Dronfield Leisure Centre
24 January 2014	Bolsover Library
27 January 2014	Long Eaton Library Long Eaton Leisure Centre
28 January 2014	Ashbourne Library
29 January 2014	Buxton Library Buxton Swimming Pool
30 January 2014	Eckington Library Ripley Leisure Centre
31 January 2014	Alfreton Library
3 February 2014	Dronfield Library
4 February 2014	Belper Library
5 February 2014	Glossop Library Eckington Swimming Pool
6 February 2014	Clowne Library Heanor Library Clowne Leisure Centre
7 February 2014	Chesterfield Library Staveley Leisure Centre Bakewell Library



Derby City Council



Large print, braille or another community language version of this document may be available on request. If you require a large print copy or other format please contact:

Waste Management, Derbyshire County Council
County Hall, Matlock, Derbyshire DE4 3AG

Telephone: 01629 538532

Email: wastemanagement@derbyshire.gov.uk

Visit www.derbyshire.gov.uk/wastestrategy or www.derby.gov.uk/bins for more information about reducing, reusing, recycling and composting or to find out more about dealing with Derbyshire and Derby's waste.